

40				1	EUR	
NAT.	Date of the deposition	No. 0435.604.729	pp.	E.	D.	C 1

**ANNUAL ACCOUNTS AND OTHER DOCUMENTS TO BE DEPOSITED
IN ACCORDANCE WITH THE COMPANIES CODE**

IDENTIFICATION (on the date of deposition)

NAME: MELEXIS

Legal form: PLC

Address: ROZENDAALSTRAAT

Nr.: 12

Postal Code: 8900

City: Ieper

Country: Belgium

Register of Legal Persons (RLP) - Office of the Business Court at: Gent, Division Ieper

Internet address : ¹

Company number: 0435.604.729

DATE 30/04/2012 of the deposition of the partnership deed OR of the most recent document mentioning the date of publication of the partnership deed and the act changing the articles of association.

ANNUAL ACCOUNTS IN EURO (2 decimals) ²

ANNUAL ACCOUNTS approved by by the General Meeting of

23/04/2019

concerning the financial year covering the period from

01/01/2018

till

31/12/2018

Previous period from

01/01/2017

till

31/12/2017

The amounts of the previous financial year are / ~~are not~~ ³ identical to those which have been previously published.

Total number of pages deposited: 83

Number of the pages of the standard form not deposited for not being

of service: 6.1, 6.2.1, 6.2.2, 6.2.4, 6.2.5, 6.3.4, 6.3.5, 6.4.2, 6.5.2, 6.7.2, 6.8, 6.14, 6.17, 6.20, 9, 11, 12, 13, 14, 15, 16

Signature
(name and position)

FRANÇOISE CHOMBAR
Gedelegeerd bestuurder

Signature
(name and position)

¹ Optional statement.

² If necessary, adjust the unit and currency in which the amounts are expressed

³ Delete where appropriate.

**LIST OF DIRECTORS, MANAGERS AND AUDITORS
AND DECLARATION ABOUT SUPPLEMENTARY
AUDITING OR ADJUSTMENT MISSION**

LIST OF DIRECTORS, MANAGERS AND AUDITORS

COMPLETE LIST WITH name, first name, profession, residence-address (address, number, postal code, municipality) and position with the enterprise

Duchâtelet Roland

E. Van Steenbergelaan 52, 2100 Deurne (Antwerpen), Belgium

Title : President of the board of directors

Mandate : 20/04/2018- 20/04/2022

Chombar Françoise

Boeklaan 14, 3550 Heusden-Zolder, Belgium

Title : Delegated director

Mandate : 20/04/2018- 20/04/2022

Baba Shiro

185-0003 Kokubunji, Tokura 4-19, box 17, 1850003 Tokyo, Japan

Title : Director

Mandate : 20/04/2017- 20/04/2021

Procexcel PLLC 0845.762.695

Kerseleerveld 10, 2820 Bonheiden, Belgium

Title : Director

Mandate : 20/04/2017- 20/04/2021

Represented by:

1. Claes Jenny

Kerseleerveld 10 , 2820 Bonheiden, Belgium

Baelmans Martine

Marie Popelinlaan 1, 3001 Heverlee, Belgium

Title : Director

Mandate : 20/04/2018- 20/04/2022

PwC Bedrijfsrevisoren CALL 0429.501.944

Woluwedal 18, 1932 Sint-Stevens-Woluwe, Belgium

Title : Auditor, Membership number : B00009

Mandate : 20/04/2017- 20/04/2020

Represented by:

1. Van Grieken Sofie

Gen. Lemanstraat 67 , 2018 Antwerpen 1, Belgium

Vennoot, Membership number : A02255

DECLARATION ABOUT SUPPLEMENTARY AUDITING OR ADJUSTMENT MISSION

The managing board declares that the assignment neither regarding auditing nor adjusting has been given to a person who was not authorised by law pursuant to art. 34 and 37 of the Law of 22nd April 1999 concerning the auditing and tax professions.

Have the annual accounts been audited or adjusted by an external accountant or auditor who is not an statutory auditor ? ~~Yes~~ / No

If YES, mention here after: name, first names, profession, residence-address of each external accountant or auditor, the number of membership with the professional Institute ad hoc and the nature of this engagement:

- A. Bookkeeping of the undertaking **,
- B. Preparing the annual accounts **,
- C. Auditing the annual accounts and/or
- D. Adjusting the annual accounts.

If the assignment mentioned either under A or B is performed by authorised accountants or authorised accountants-tax consultants, information will be given on: name, first names, profession and residence-address of each authorised accountant or accountant-tax consultant, his number of membership with the Professional Institute of Accountants and Tax consultants and the nature of this engagement.

Name, first name, profession, residence-address	Number of membership	Nature of the engagement (A, B, C and/or D)

* Delete where appropriate.

** Optional disclosure.

ANNUAL ACCOUNTS

BALANCE SHEET AFTER APPROPRIATION

	Notes	Codes	Period	Previous period
ASSETS				
FORMATION EXPENSES	6.1	20		
FIXED ASSETS		21/28	<u>710.974.225,09</u>	<u>697.264.954,24</u>
Intangible fixed assets	6.2	21	462.667,53	581.092,73
Tangible fixed assets	6.3	22/27	52.458.217,30	41.356.379,18
Land and buildings		22	14.562.356,97	11.422.580,91
Plant, machinery and equipment		23	33.315.308,59	28.190.708,07
Furniture and vehicles		24	1.689.000,85	1.034.968,80
Leasing and other rights		25		
Other tangible fixed assets		26		
Tangible assets under construction and advance payments made		27	2.891.550,89	708.121,40
Financial fixed assets	6.4 / 6.5.1	28	658.053.340,26	655.327.482,33
Affiliated enterprises	6.15	280/1	657.973.929,31	655.277.803,19
Participating interests		280	657.973.929,31	655.277.803,19
Amounts receivable		281		
Other enterprises linked by participating interests	6.15	282/3		
Participating interests		282		
Amounts receivable		283		
Other financial assets		284/8	79.410,95	49.679,14
Shares		284		
Amounts receivable and cash guarantees		285/8	79.410,95	49.679,14

	Notes	Codes	Period	Previous period
CURRENT ASSETS		29/58	2.367.564,06	3.790.687,46
Amounts receivable after more than one year		29	3.000,01	3.000,01
Trade debtors		290		
Other amounts receivable		291	3.000,01	3.000,01
Stocks and contracts in progress		3		
Stocks		30/36		
Raw materials and consumables		30/31		
Work in progress		32		
Finished goods		33		
Goods purchased for resale		34		
Immovable property intended for sale		35		
Advance payments		36		
Contracts in progress		37		
Amounts receivable within one year		40/41	187.666,50	397.575,48
Trade debtors		40	109.648,78	61.085,78
Other amounts receivable		41	78.017,72	336.489,70
Current investments	6.5.1 / 6.6	50/53	21.376,43	271.376,43
Own shares		50	21.376,43	21.376,43
Other investments and deposits		51/53		250.000,00
Cash at bank and in hand		54/58	61.844,78	617.616,54
Deferred charges and accrued income	6.6	490/1	2.093.676,34	2.501.119,00
TOTAL ASSETS		20/58	713.341.789,15	701.055.641,70

	Notes	Codes	Period	Previous period
EQUITY AND LIABILITIES				
EQUITY		10/15	128.731.674,83	210.973.167,03
Capital	6.7.1	10	564.813,86	564.813,86
Issued capital		100	564.813,86	564.813,86
Uncalled capital ⁴		101		
Share premium account		11		
Revaluation surpluses		12		
Reserves		13	95.567,89	91.640,89
Legal reserve		130	56.519,70	56.519,70
Reserves not available		131	39.048,19	35.121,19
In respect of own shares held		1310	39.048,19	35.121,19
Others		1311		
Untaxed reserves		132		
Available reserves		133		
Accumulated profits (losses) (+)/(-)		14	127.743.895,87	209.966.473,47
Investment grants		15	327.397,21	350.238,81
Advance to associates on the sharing out of the assets ⁵		19		
PROVISIONS AND DEFERRED TAXES				
Provisions for liabilities and charges		160/5		
Pensions and similar obligations		160		
Taxation		161		
Major repairs and maintenance		162		
Environmental liabilities		163		
Other risks and costs	6.8	164/5		
Deferred taxes		168		

⁴ Amount to be deducted from the issued capital.

⁵ Amount to be deducted from the other components of equity.

	Notes	Codes	Period	Previous period
AMOUNTS PAYABLE		17/49	584.610.114,32	490.082.474,67
Amounts payable after more than one year	6.9	17	10.000.000,00	
Financial debts		170/4	10.000.000,00	
Subordinated loans		170		
Unsubordinated debentures		171		
Leasing and other similar obligations		172		
Credit institutions		173	10.000.000,00	
Other loans		174		
Trade debts		175		
Suppliers		1750		
Bills of exchange payable		1751		
Advances received on contracts in progress		176		
Other amounts payable		178/9		
Amounts payable within one year	6.9	42/48	571.321.544,17	488.311.096,73
Current portion of amounts payable after more than one year falling due within one year		42		3.928,79
Financial debts		43		
Credit institutions		430/8		
Other loans		439		
Trade debts		44	5.748.896,73	6.090.758,45
Suppliers		440/4	5.748.896,73	6.090.758,45
Bills of exchange payable		441		
Advances received on contracts in progress		46		
Taxes, remuneration and social security	6.9	45	2.971.739,08	3.753.773,58
Taxes		450/3	178.302,94	1.329.367,31
Remuneration and social security		454/9	2.793.436,14	2.424.406,27
Other amounts payable		47/48	562.600.908,36	478.462.635,91
Accrued charges and deferred income	6.9	492/3	3.288.570,15	1.771.377,94
TOTAL LIABILITIES		10/49	713.341.789,15	701.055.641,70

INCOME STATEMENT

	Notes	Codes	Period	Previous period
Operating income and charges		70/76A	68.930.572,49	54.549.719,99
Turnover	6.10	70	67.218.249,37	53.505.544,96
Increase (decrease) in stocks of finished goods, work and contracts in progress		71		
.....(+)/(-)		72		
Own construction capitalised		72		
Other operating income	6.10	74	1.712.323,12	1.044.175,03
Non-recurring operating income	6.12	76A		
Operating charges		60/66A	56.329.781,06	42.832.661,47
Raw materials, consumables		60		
Purchases		600/8		
Decrease (increase) in stocks		609		
.....(+)/(-)				
Services and other goods		61	23.273.367,56	18.544.903,01
Remuneration, social security costs and pensions ..	6.10	62	21.093.544,05	15.431.519,11
.....(+)/(-)				
Depreciation of and amounts written off formation expenses, intangible and tangible fixed assets		630	11.775.197,55	8.576.169,05
Increase, Decrease in amounts written off stocks contracts in progress and trade debtors: Appropriations (write-backs)		631/4		
.....(+)/(-)				
Provisions for risks and charges - Appropriations (uses and write-backs)	6.10	635/8		
.....(+)/(-)				
Other operating charges	6.10	640/8	187.671,90	280.070,30
Operation charges carried to assets as restructuring costs		649		
.....(-)				
Non-recurring operating charges	6.12	66A		
Operating profit (loss)		9901	12.600.791,43	11.717.058,52

	Notes	Codes	Period	Previous period
Financial income		75/76B	191.114,94	2.472.438,17
Recurring financial income		75	191.114,94	282.538,17
Income from financial fixed assets		750		
Income from current assets		751	1.304,05	2.075,80
Other financial income	6.11	752/9	189.810,89	280.462,37
Non-recurring financial income	6.12	76B		2.189.900,00
Financial charges	6.11	65/66B	6.321.611,34	5.033.416,25
Recurring financial charges		65	6.321.611,34	5.033.416,25
Debt charges		650	6.152.824,48	4.974.017,44
Amounts written down on current assets except stocks, contracts in progress and trade debtors		651		
Other financial charges		652/9	168.786,86	59.398,81
Non recurring financial charges	6.12	66B		
Profit (loss) for the period before taxes		9903	6.470.295,03	9.156.080,44
Transfer from postponed taxes		780		
Transfer to postponed taxes		680		
Income taxes	6.13	67/77	-187.127,37	-222.452,75
Income taxes		670/3	25.881,05	120.315,88
Adjustment of income taxes and write-back of tax provisions		77	213.008,42	342.768,63
Profit (loss) for the period		9904	6.657.422,40	9.378.533,19
Transfer from untaxed reserves		789		
Transfer to untaxed reserves		689		
Profit (loss) for the period available for appropriation		9905	6.657.422,40	9.378.533,19

APPROPRIATION ACCOUNT

	Codes	Period	Previous period
Profit (loss) to be appropriated(+)/(-)	9906	216.623.895,87	294.806.473,50
Gain (loss) to be appropriated(+)/(-)	(9905)	6.657.422,40	9.378.533,19
Profit (loss) to be carried forward(+)/(-)	14P	209.966.473,47	285.427.940,31
Transfers from capital and reserves	791/2		
from capital and share premium account	791		
from reserves	792		
Transfers to capital and reserves	691/2	3.927,00	3.748,52
to capital and share premium account	691		
to the legal reserve	6920		
to other reserves	6921	3.927,00	3.748,52
Profit (loss) to be carried forward(+)/(-)	(14)	127.743.895,87	209.966.473,47
Owner's contribution in respect of losses	794		
Profit to be distributed	694/7	88.876.073,00	84.836.251,51
Dividends	694	88.876.073,00	84.836.251,51
Director's or managers' entitlements	695		
Workers	696		
Other beneficiaries	697		

	Codes	Period	Previous period
CONCESSIONS, PATENTS, LICENCES, KNOWHOW, BRANDS AND SIMILAR RIGHTS			
Acquisition value at the end of the period	8052P	xxxxxxxxxxxxxxx	3.696.025,35
Movements during the period			
Acquisitions, including produced fixed assets	8022	128.050,84	
Sales and disposals	8032		
Transfers from one heading to another(+)/(-)	8042		
Acquisition value at the end of the period	8052	3.824.076,19	
Depreciation and amounts written down at the end of the period	8122P	xxxxxxxxxxxxxxx	3.114.932,62
Movements during the period			
Recorded	8072	246.476,04	
Written back	8082		
Acquisitions from third parties	8092		
Cancelled owing to sales and disposals	8102		
Transfers from one heading to another(+)/(-)	8112		
Depreciation and amounts written down at the end of the period	8122	3.361.408,66	
NET BOOK VALUE AT THE END OF THE PERIOD	211	<u>462.667,53</u>	

STATEMENT OF TANGIBLE FIXED ASSETS

	Codes	Period	Previous period
LAND AND BUILDINGS			
Acquisition value at the end of the period	8191P	xxxxxxxxxxxxxxx	17.072.121,98
Movements during the period			
Acquisitions, including produced fixed assets	8161	3.992.447,97	
Sales and disposals	8171		
Transfers from one heading to another(+)/(-)	8181		
Acquisition value at the end of the period	8191	21.064.569,95	
Revaluation surpluses at the end of the period	8251P	xxxxxxxxxxxxxxx	
Movements during the period			
Recorded	8211		
Acquisitions from third parties	8221		
Cancelled	8231		
Transfers from one heading to another(+)/(-)	8241		
Revaluation surpluses at the end of the period	8251		
Depreciation and amounts written down at the end of the period	8321P	xxxxxxxxxxxxxxx	5.649.541,07
Movements during the period			
Recorded	8271	852.671,91	
Written back	8281		
Acquisitions from third parties	8291		
Cancelled owing to sales and disposals	8301		
Transfers from one heading to another(+)/(-)	8311		
Depreciation and amounts written down at the end of the period	8321	6.502.212,98	
NET BOOK VALUE AT THE END OF THE PERIOD	(22)	14.562.356,97	

	Codes	Period	Previous period
PLANT, MACHINERY AND EQUIPMENT			
Acquisition value at the end of the period	8192P	xxxxxxxxxxxxxxx	96.559.435,02
Movements during the period			
Acquisitions, including produced fixed assets	8162	13.463.195,72	
Sales and disposals	8172	302.591,96	
Transfers from one heading to another(+)/(-)	8182	2.024.079,06	
Acquisition value at the end of the period	8192	111.744.117,84	
Revaluation surpluses at the end of the period	8252P	xxxxxxxxxxxxxxx	
Movements during the period			
Recorded	8212		
Acquisitions from third parties	8222		
Cancelled	8232		
Transfers from one heading to another(+)/(-)	8242		
Revaluation surpluses at the end of the period	8252		
Depreciation and amounts written down at the end of the period	8322P	xxxxxxxxxxxxxxx	68.368.726,95
Movements during the period			
Recorded	8272	10.081.702,46	
Written back	8282		
Acquisitions from third parties	8292		
Cancelled owing to sales and disposals	8302	21.620,16	
Transfers from one heading to another(+)/(-)	8312		
Depreciation and amounts written down at the end of the period	8322	78.428.809,25	
NET BOOK VALUE AT THE END OF THE PERIOD	(23)	33.315.308,59	

	Codes	Period	Previous period
FURNITURE AND VEHICLES			
Acquisition value at the end of the period	8193P	xxxxxxxxxxxxxxx	3.968.515,43
Movements during the period			
Acquisitions, including produced fixed assets	8163	1.292.925,54	
Sales and disposals	8173	148.862,07	
Transfers from one heading to another(+)/(-)	8183		
Acquisition value at the end of the period	8193	5.112.578,90	
Revaluation surpluses at the end of the period	8253P	xxxxxxxxxxxxxxx	
Movements during the period			
Recorded	8213		
Acquisitions from third parties	8223		
Cancelled	8233		
Transfers from one heading to another(+)/(-)	8243		
Revaluation surpluses at the end of the period	8253		
Depreciation and amounts written down at the end of the period	8323P	xxxxxxxxxxxxxxx	2.933.546,63
Movements during the period			
Recorded	8273	594.347,14	
Written back	8283		
Acquisitions from third parties	8293		
Cancelled owing to sales and disposals	8303	104.315,72	
Transfers from one heading to another(+)/(-)	8313		
Depreciation and amounts written down at the end of the period	8323	3.423.578,05	
NET BOOK VALUE AT THE END OF THE PERIOD	(24)	1.689.000,85	

	Codes	Period	Previous period
ASSETS UNDER CONSTRUCTION AND ADVANCED PAYMENTS			
Acquisition value at the end of the period	8196P	xxxxxxxxxxxxxxx	708.121,40
Movements during the period			
Acquisitions, including produced fixed assets	8166	4.207.508,55	
Sales and disposals	8176		
Transfers from one heading to another (+)/(-)	8186	-2.024.079,06	
Acquisition value at the end of the period	8196	2.891.550,89	
Revaluation surpluses at the end of the period	8256P	xxxxxxxxxxxxxxx	
Movements during the period			
Recorded	8216		
Acquisitions from third parties	8226		
Cancelled	8236		
Transfers from one heading to another (+)/(-)	8246		
Revaluation surpluses at the end of the period	8256		
Depreciation and amounts written down at the end of the period	8326P	xxxxxxxxxxxxxxx	
Movements during the period			
Recorded	8276		
Written back	8286		
Acquisitions from third parties	8296		
Cancelled owing to sales and disposals	8306		
Transfers from one heading to another (+)/(-)	8316		
Depreciation and amounts written down at the end of the period	8326		
NET BOOK VALUE AT THE END OF THE PERIOD	(27)	2.891.550,89	

STATEMENT OF FINANCIAL FIXED ASSETS

	Codes	Period	Previous period
AFFILIATED ENTERPRISES - PARTICIPATING INTERESTS AND SHARES			
Acquisition value at the end of the period	8391P	xxxxxxxxxxxxxxx	659.949.511,31
Movements during the period			
Acquisitions, including produced fixed assets	8361	2.696.126,12	
Sales and disposals	8371		
Transfers from one heading to another	8381		
Acquisition value at the end of the period	8391	662.645.637,43	
Revaluation surpluses at the end of the period	8451P	xxxxxxxxxxxxxxx	
Movements during the period			
Recorded	8411		
Acquisitions from third parties	8421		
Cancelled	8431		
Transfers from one heading to another	8441		
Revaluation surpluses at the end of the period	8451		
Amounts written down at the end of the period	8521P	xxxxxxxxxxxxxxx	4.671.708,12
Movements during the period			
Recorded	8471		
Written back	8481		
Acquisitions from third parties	8491		
Cancelled owing to sales and disposals	8501		
Transfers from one heading to another	8511		
Amounts written down at the end of the period	8521	4.671.708,12	
Uncalled amounts at the end of the period	8551P	xxxxxxxxxxxxxxx	
Movements during the period	8541		
Uncalled amounts at the end of the period	8551		
NET BOOK VALUE AT THE END OF THE PERIOD	(280)	657.973.929,31	
AFFILIATED ENTERPRISES - AMOUNTS RECEIVABLE			
NET BOOK VALUE AT THE END OF THE PERIOD	281P	xxxxxxxxxxxxxxx	
Movements during the period			
Additions	8581		
Repayments	8591		
Amounts written down	8601		
Amounts written back	8611		
Exchange differences	8621		
Other	8631		
NET BOOK VALUE AT THE END OF THE PERIOD	(281)		
ACCUMULATED AMOUNTS WRITTEN OFF ON AMOUNTS RECEIVABLE AT THE END OF THE PERIOD	8651		

	Codes	Period	Previous period
OTHER ENTERPRISES - PARTICIPATING INTERESTS AND SHARES			
Acquisition value at the end of the period	8393P	XXXXXXXXXXXXXXXX	
Movements during the period			
Acquisitions, including produced fixed assets	8363		
Sales and disposals	8373		
Transfers from one heading to another(+)/(-)	8383		
Acquisition value at the end of the period	8393		
Revaluation surpluses at the end of the period	8453P	XXXXXXXXXXXXXXXX	
Movements during the period			
Recorded	8413		
Acquisitions from third parties	8423		
Cancelled	8433		
Transfers from one heading to another(+)/(-)	8443		
Revaluation surpluses at the end of the period	8453		
Amounts written down at the end of the period	8523P	XXXXXXXXXXXXXXXX	
Movements during the period			
Recorded	8473		
Written back	8483		
Acquisitions from third parties	8493		
Cancelled owing to sales and disposals	8503		
Transfers from one heading to another(+)/(-)	8513		
Amounts written down at the end of the period	8523		
Uncalled amounts at the end of the period	8553P	XXXXXXXXXXXXXXXX	
Movements during the period(+)/(-)	8543		
Uncalled amounts at the end of the period	8553		
NET BOOK VALUE AT THE END OF THE PERIOD	(284)		
OTHER ENTERPRISES - AMOUNTS RECEIVABLE			
NET BOOK VALUE AT THE END OF THE PERIOD	285/8P	XXXXXXXXXXXXXXXX	49.679,14
Movements during the period			
Additions	8583	29.731,81	
Repayments	8593		
Amounts written down	8603		
Amounts written back	8613		
Exchange differences(+)/(-)	8623		
Other(+)/(-)	8633		
NET BOOK VALUE AT THE END OF THE PERIOD	(285/8)	79.410,95	
ACCUMULATED AMOUNTS WRITTEN OFF ON AMOUNTS RECEIVABLE AT THE END OF THE PERIOD	8653		

INFORMATION RELATING TO THE SHARE IN THE CAPITAL

SHARE IN THE CAPITAL AND OTHER RIGHTS IN OTHER COMPANIES

List of both enterprises in which the enterprise holds a participating interest (recorded in the headings 280 and 282 of assets) and other enterprises in which the enterprise holds rights (recorded in the headings 284 and 51/53 of assets) in the amount of at least 10% of the capital issued.

NAME, full address of the REGISTERED OFFICE and for the enterprise governed by Belgian law, the COMPANY NUMBER	Shares held by			Information from the most recent period for which annual accounts are available				
	Nature	directly		subsidiaries	Primary financial statement	Monetary unit	Capital and reserves	Net result
		Number	%				%	(+) of (-) (in units)
Melexis Inc Trafalgar Sq 15 NH03063 Nashua United States of America	kapitaalsaandelen	100.000	100,00	0,00	31/12/2017	USD	9.363.659	607.924
Melexis GmbH Konrad-Zuse-Strasse 15 99099 Erfurt Germany	kapitaalsaandelen	3	100,00	0,00	31/12/2017	EUR	75.243.219	6.301.550
Melexis Ukraine Ltd Kotelykova street 4 03115 Kiev Ukraine	kapitaalsaandelen	0	100,00	0,00	31/12/2017	UAH	15.451.768	1.485.500
Melexis Bulgaria EOOD Samokovsko Shosse 2 1138 Sofia Bulgaria	kapitaalsaandelen	15.646	100,00	0,00	31/12/2017	BGN	31.635.979	2.690.150
Sentron AG Baarerstrasse 73 6300 Zug Switzerland	kapitaalaandelen	5.000	100,00	0,00	31/12/2017	CHF	701.720	-5.090
Melefin PLC Transportstraat 1 3980 Tessenderlo Belgium 0878.292.438	kapitaalsaandelen	9.999	99,99	0,00	31/12/2017	EUR	113.705.635	2.453.813
Melexis Technologies SA Chemin du Buchaux 38 2022 BEVAIX Switzerland	gewone aandelen	219.461	0,00	99,99	31/12/2017	CHF	238.595.735	6.485.360

INFORMATION RELATING TO THE SHARE IN THE CAPITAL

SHARE IN THE CAPITAL AND OTHER RIGHTS IN OTHER COMPANIES

NAME, full address of the REGISTERED OFFICE and for the enterprise governed by Belgian law, the COMPANY NUMBER	Shares held by				Information from the most recent period for which annual accounts are available			
	Nature	directly		subsidiaries	Primary financial statement	Monetary unit	Capital and reserves	Net result
		Number	%				%	(+) of (-) (in units)
K.K. Melexis Japan Technical Research Center Yokohama Heiwa bldg 9F, 3-30-7 Honcho, Naka-ku 9F 2310005 Yokohama Japan	kapitaals aandelen	1.000	100,00	0,00	31/12/2017	JPY	92.962.686	16.402.192
Melexis Electronic Technology (Shanghai) Co., Ltd room 607, Building B, SOHO, DanShui Road, HuanPu 277 Shanghai China	kapitaals aandelen	0	100,00	0,00	31/12/2017	CNY	7.093.078	2.866.382
Melexis Technologies PLC Transportstraat 1 3980 Tessenderlo Belgium 0467.222.076	kapitaals aandelen	793.825	15,00	85,00	31/12/2017	EUR	571.644.145	58.471.065
Melexis Switzerland SA Chemin du Buchaux 32 2022 Bevaix Switzerland	gewone aandelen	219.463	100,00	0,00	31/12/2017	CHF	550.593.288	42.408
Melexis (Malaysia) Sdn Bhd Silicon Drive 1 93350 Kuching Malaysia	gewone aandelen	5.000.000	100,00	0,00	31/12/2017	MYR	7.136.585	2.472.398
Melexis Dresden GmbH Zur Wetterwarte 50 01109 Dresden Germany	gewone aandelen	25.000	100,00	0,00	31/12/2017	EUR	192.006	129.833
Melexis France SAS Boulevard John Kennedy 224 91105 corbeil essonnes France FR838333193	gewone aandelen	1.000	100,00	0,00	31/12/2018	EUR	2.551.875	51.875

INFORMATION RELATING TO THE SHARE IN THE CAPITAL

SHARE IN THE CAPITAL AND OTHER RIGHTS IN OTHER COMPANIES

NAME, full address of the REGISTERED OFFICE and for the enterprise governed by Belgian law, the COMPANY NUMBER	Shares held by			Information from the most recent period for which annual accounts are available				
	Nature	directly		subsidiaries	Primary financial statement	Monetary unit	Capital and reserves	Net result
		Number	%				%	(+/-) of (-) (in units)
Melexis Korea Yuhan Hoesa Pangyo-ro Bundamg-gu Innovalley 255 13486 Seongnam-si, Gyeonggi-do South Korea	gewone aandelen	25.000	100,00	0,00	31/12/2018	KRW	250.000.000	0

OTHER INVESTMENTS AND DEPOSIT, DEFERRED CHARGES AND ACCRUED INCOME (ASSETS)

INVESTMENTS: OTHER INVESTMENTS AND DEPOSITS

Shares and current investments other than fixed income investments ..
 Shares - Book value increased with the uncalled amount
 Shares - Uncalled amount
 Precious metals and works of art

Fixed income securities
 Fixed income securities issued by credit institutions

Fixed term accounts with credit institutions
 With residual term or notice of withdrawal
 up to one month
 between one month and one year
 over one year

Other investments not mentioned above

Codes	Period	Previous period
51		
8681		
8682		
8683		
52		
8684		
53		250.000,00
8686		
8687		250.000,00
8688		
8689		

DEFERRED CHARGES AND ACCRUED INCOME

Allocation of heading 490/1 of assets if the amount is significant.

test diensten
 licenties
 overige

Period
1.712.884,00
302.089,00
78.703,00

STATEMENT OF CAPITAL AND SHAREHOLDING STRUCTURE

STATEMENT OF CAPITAL

Social capital

Issued capital at the end of the period
 Issued capital at the end of the period

Codes	Period	Previous period
100P	XXXXXXXXXXXXXX	564.813,86
(100)	564.813,86	

Changes during the period

Structure of the capital
 Different categories of shares

gewone aandelen zonder nominale waarde
 Registered shares
 Shares dematerialized

Codes	Amounts	Number of shares
	564.813,86	40.400.000
8702	XXXXXXXXXXXXXX	22.092.498
8703	XXXXXXXXXXXXXX	18.307.502

Capital not paid

Uncalled capital
 Capital called, but not paid
 Shareholders having yet to pay up in full

Codes	Uncalled capital	Capital called, but not paid
(101)		XXXXXXXXXXXXXX
8712	XXXXXXXXXXXXXX	

OWN SHARES

Held by the company itself
 Amount of capital held
 Number of shares held
 Held by the subsidiaries
 Amount of capital held
 Number of shares held

Codes	Period
8721	21.376,00
8722	1.785
8731	3.796.459,00
8732	344.356
8740	
8741	
8742	
8745	
8746	
8747	
8751	

Commitments to issue shares

Owing to the exercise of conversion rights
 Amount of outstanding convertible loans
 Amount of capital to be subscribed
 Corresponding maximum number of shares to be issued
 Owing to the exercise of subscription rights
 Number of outstanding subscription rights
 Amount of capital to be subscribed
 Corresponding maximum number of shares to be issued

Authorized capital, not issued

Shared issued, not representing capital

Codes	Period
8761	
8762	
8771	
8781	

Distribution

Number of shares held
Number of voting rights attached thereto

Allocation by shareholder

Number of shares held by the company itself
Number of shares held by its subsidiaries

STATEMENT OF AMOUNTS PAYABLE, ACCRUED CHARGES AND DEFERRED INCOME
BREAKDOWN OF AMOUNTS PAYABLE WITH AN ORIGINAL PERIOD TO MATURITY OF MORE THAN ONE YEAR, ACCORDING TO THEIR RESIDUAL TERM
Current portion of amounts payable after more than one year falling due within one year

	Codes	Period
Financial debts	8801	
Subordinated loans	8811	
Unsubordinated debentures	8821	
Leasing and other similar obligations	8831	
Credit institutions	8841	
Other loans	8851	
Trade debts	8861	
Suppliers	8871	
Bills of exchange payable	8881	
Advance payments received on contracts in progress	8891	
Other amounts payable	8901	
Total amounts payable after more than one year, not more than one year	(42)	

Amounts payable after more than one year, between one and five years

Financial debts	8802	
Subordinated loans	8812	
Unsubordinated debentures	8822	
Leasing and other similar obligations	8832	
Credit institutions	8842	
Other loans	8852	
Trade debts	8862	
Suppliers	8872	
Bills of exchange payable	8882	
Advance payments received on contracts in progress	8892	
Other amounts payable	8902	
Total amounts payable after more than one year, between one and five years	8912	

Amounts payable after more than one year, over five years

Financial debts	8803	10.000.000,00
Subordinated loans	8813	
Unsubordinated debentures	8823	
Leasing and other similar obligations	8833	
Credit institutions	8843	10.000.000,00
Other loans	8853	
Trade debts	8863	
Suppliers	8873	
Bills of exchange payable	8883	
Advance payments received on contracts in progress	8893	
Other amounts payable	8903	
Total amounts payable after more than one year, over five years	8913	10.000.000,00

AMOUNTS PAYABLE GUARANTEED (headings 17 and 42/48 of liabilities)**Amounts payable guaranteed by Belgian public authorities**

	Codes	Period
Financial debts	8921	
Subordinated loans	8931	
Unsubordinated debentures	8941	
Leasing and other similar obligations	8951	
Credit institutions	8961	
Other loans	8971	
Trade debts	8981	
Suppliers	8991	
Bills of exchange payable	9001	
Advance payments received on contracts in progress	9011	
Remuneration and social security	9021	
Other amounts payable	9051	
Total amounts payable guaranteed by Belgian public authorities	9061	

Amounts payable guaranteed by real guarantees given or irrevocably promised by the enterprise on its own assets

Financial debts	8922	
Subordinated loans	8932	
Unsubordinated debentures	8942	
Leasing and other similar obligations	8952	
Credit institutions	8962	
Other loans	8972	
Trade debts	8982	
Suppliers	8992	
Bills of exchange payable	9002	
Advance payments received on contracts in progress	9012	
Taxes, remuneration and social security	9022	
Taxes	9032	
Remuneration and social security	9042	
Other amounts payable	9052	
Total amounts payable guaranteed by real guarantees given or irrevocably promised by the enterprise on its own assets	9062	

AMOUNTS PAYABLE FOR TAXES, REMUNERATION AND SOCIAL SECURITY**Taxes** (headings 450/3 and 178/9 of the liabilities)

	Codes	Period
Expired taxes payable	9072	
Non expired taxes payable	9073	178.302,94
Estimated taxes payable	450	
Remuneration and social security (headings 454/9 and 178/9 of the liabilities)		
Amount due to the National Office of Social Security	9076	
Other amounts payable relating to remuneration and social security	9077	2.793.436,14

ACCRUED CHARGES AND DEFERRED INCOME**Allocation of heading 492/3 of liabilities if the amount is significant**

	Period
provisie intresten	1.549.423,25
managementvergoedingen	183.000,00
IT diensten	217.561,00
Financiele diensten	66.728,00
Onroerende voorheffing	65.000,00
Elektriciteit	50.000,00
Provisie design diensten	862.523,00
Verzekeringen	53.333,00
Transport kost	50.000,00
Overige	191.001,90

OPERATING RESULTS**OPERATING INCOME****Net turnover**

Broken down by categories of activity

Ontwikkeling en productie van halfgeleiders

Allocation into geographical markets

Europa

Other operating income

Operating subsidies and compensatory amounts received from public authorities

OPERATING COSTS**Employees for whom the company has submitted a DIMONA declaration or are recorded in the general personnel register**

Total number at the closing date

Average number of employees calculated in full-time equivalents

Number of actual worked hours

Personnel costs

Remuneration and direct social benefits

Employers' social security contributions

Employers' premiums for extra statutory insurances

Other personnel costs

Old-age and widows' pensions

Codes	Period	Previous period
	67.218.249,37	53.505.544,96
	67.218.249,37	53.505.544,96
740		
9086	290	216
9087	256,3	198,1
9088	366.181	287.496
620	14.900.121,37	10.965.817,10
621	4.713.331,57	3.385.453,71
622	442.404,92	326.454,46
623	816.946,05	615.197,52
624	220.740,14	138.596,32

	Codes	Period	Previous period
Provisions for pensions			
Additions (uses and write-back)	635		
Amounts written off			
Stocks and contracts in progress			
Recorded	9110		
Written back	9111		
Trade debtors			
Recorded	9112		
Written back	9113		
Provisions for risks and charges			
Additions	9115		
Uses and write-back	9116		
Other operating charges			
Taxes related to operation	640	155.310,96	268.582,77
Other charges	641/8	32.360,94	11.487,53
Hired temporary staff and persons placed at the enterprise's disposal			
Total number at the closing date	9096		
Average number calculated as full-time equivalents	9097	55,2	40,3
Number of actual worked hours	9098	103.713	71.601
Charges to the enterprise	617	3.517.560,00	2.348.991,43

FINANCIAL RESULTS

RECURRING FINANCIAL INCOME

Other financial income

Subsidies granted by public authorities and recorded as income for the period

Capital subsidies 9125

Interest subsidies 9126

Allocation of other financial income

koersverschillen

RECURRING FINANCIAL CHARGES

Depreciation of loan issue expenses 6501

Capitalized Interests 6503

Amounts written off current assets

Recorded 6510

Written back 6511

Other financial charges

Amount of the discount borne by the enterprise, as a result of negotiating amounts receivable 653

Provisions of a financial nature

Appropriations 6560

Uses and write-backs 6561

Allocation of other financial charges

koersverschillen

Codes	Period	Previous period
9125	40.164,96	22.841,64
9126		
	149.645,93	257.620,73
6501		
6503		
6510		
6511		
653		
6560		
6561		
	168.786,86	59.398,81

INCOME AND CHARGE OF EXCEPTIONAL SIZE OR INCIDENCE

	Codes	Period	Previous period
NON-RECURRING INCOME	76		2.189.900,00
Non-recurring operating income	(76A)		
Write-back of depreciation and of amounts written off intangible and tangible fixed assets	760		
Write-back of provisions for extraordinary operating liabilities and charges	7620		
Capital gains on disposal of intangible and tangible fixed asset	7630		
Other non-recurring operating income	764/8		
Non-recurring financial income	(76B)		2.189.900,00
Write-back of amounts written down financial fixed assets	761		
Write-back of provisions for extraordinary financial liabilities and charges	7621		
Capital gains on disposal of financial fixed assets	7631		2.189.900,00
Other non-recurring financial income	769		
NON-RECURRING EXPENSES	66		
Non-recurring operating charges	(66A)		
Non-recurring depreciation of and amounts written off formation expenses, intangible and tangible fixed assets	660		
Provisions for extraordinary operating liabilities and charges: Appropriations (uses)	6620	(+)/(-)	
Capital losses on disposal of intangible and tangible fixed assets	6630		
Other non-recurring operating charges	664/7		
Non-recurring operating charges carried to assets as restructuring costs	6690	(-)	
Non-recurring financial charges	(66B)		
Amounts written off financial fixed assets	661		
Provisions for extraordinary financial liabilities and charges - Appropriations (uses)	6621	(+)/(-)	
Capital losses on disposal of financial fixed assets	6631		
Other non-recurring financial charges	668		
Non-recurring financial charges carried to assets as restructuring costs	6691	(-)	

INCOME TAXES AND OTHER TAXES**INCOME TAXES**

Income taxes on the result of the period	9134	25.881,05
Income taxes paid and withholding taxes due or paid	9135	25.881,05
Excess of income tax prepayments and withholding taxes paid recorded under assets	9136	
Estimated additional taxes	9137	
Income taxes on the result of prior periods	9138	
Additional income taxes due or paid	9139	
Additional income taxes estimated or provided for	9140	

In so far as taxes of the period are materially affected by differences between the profit before taxes as stated in annual accounts and the estimated taxable profit

Octrooi-aftek	-5.190.447,08
Verworpen uitgaven	665.000,00
Niet-belastbare subsidies	-80.842,34
Investeringsaftek	-1.449.090,54

Impact of non recurring results on the amount of the income taxes relating to the current period

Status of deferred taxes

Deferred taxes representing assets	9141	
Accumulated tax losses deductible from future taxable profits	9142	
Other deferred taxes representing assets		
Investeringsaftek		904.852,99
Passieve latenties	9144	
Allocation of deferred taxes representing liabilities		

VALUE ADDED TAXES AND OTHER TAXES BORNE BY THIRD PARTIES**Value added taxes charged**

To the enterprise (deductible)	9145	9.558.367,62	5.791.413,32
By the enterprise	9146	18.732.115,82	13.276.065,04

Amounts withheld on behalf of third party

For payroll withholding taxes	9147	4.713.331,57	1.799.564,26
For withholding taxes on investment income	9148	11.352.900,96	7.313.988,24

**RELATIONSHIPS WITH AFFILIATED ENTERPRISES, ASSOCIATED ENTERPRISES AND OTHERS
ENTERPRISES LINKED BY PARTICIPATING INTERESTS**

	Codes	Period	Previous period
AFFILIATED ENTERPRISES			
Financial fixed assets	(280/1)	657.973.929,31	655.277.803,19
Participating interests	(280)	657.973.929,31	655.277.803,19
Subordinated amounts receivable	9271		
Other amounts receivable	9281		
Amounts receivable	9291		
Over one year	9301		
Within one year	9311		
Current investments	9321		
Shares	9331		
Amounts receivable	9341		
Amounts payable	9351	526.232.643,50	446.133.351,36
Over one year	9361		
Within one year	9371	526.232.643,50	446.133.351,36
Personal and real guarantees			
Provided or irrevocably promised by the enterprise as security for debts or commitments of affiliated enterprises	9381		
Provided or irrevocably promised by affiliated enterprises as security for debts or commitments of the enterprise	9391		
Other significant financial commitments	9401		
Financial results			
Income from financial fixed assets	9421		
Income from current assets	9431		
Other financial income	9441		
Debt charges	9461	6.114.532,84	4.963.804,29
Other financial charges	9471		
Disposal of fixed assets			
Capital gains obtained	9481		
Capital losses suffered	9491		

**RELATIONSHIPS WITH AFFILIATED ENTERPRISES, ASSOCIATED ENTERPRISES AND OTHERS
ENTERPRISES LINKED BY PARTICIPATING INTERESTS**

	Codes	Period	Previous period
ASSOCIATED ENTERPRISES			
Financial fixed assets	9253		
Participating interests	9263		
Subordinated amounts receivable	9273		
Other amounts receivable	9283		
Amounts receivable	9293		
Over one year	9303		
Within one year	9313		
Amounts payable	9353		
Over one year	9363		
Within one year	9373		
Personal and real guarantees			
Provided or irrevocably promised by the enterprise as security for debts or commitments of associated enterprises	9383		
Provided or irrevocably promised by associated enterprises as security for debts or commitments of the enterprise	9393		
Other significant financial commitments	9403		
OTHER ENTERPRISES LINKED BY PARTICIPATING INTERESTS			
Financial fixed assets	9252		
Participating interests	9262		
Subordinated amounts receivable	9272		
Other amounts receivable	9282		
Amounts receivable	9292		
Over one year	9302		
Within one year	9312		
Amounts payable	9352		
Over one year	9362		
Within one year	9372		

**TRANSACTIONS WITH ENTERPRISES LINKED BY PARTICIPATING INTERESTS OUT OF MARKET
CONDITIONS**

Mention of these transactions if they are significant, including the amount of the transactions, the nature of the link, and all information about the transactions which should be necessary to get a better understanding of the situation of the company

Null

Period

FINANCIAL RELATIONSHIPS WITH**DIRECTORS, MANAGERS, INDIVIDUALS OR BODIES CORPORATE WHO CONTROL THE ENTERPRISE WITHOUT BEING ASSOCIATED THEREWITH OR OTHER ENTERPRISES CONTROLLED BY THESE PERSONS**

Amounts receivable from these persons

Conditions on amounts receivable, rate, duration, possibly reimbursed amounts, canceled amounts or renounced amounts

Guarantees provided in their favour

Other significant commitments undertaken in their favour

Amount of direct and indirect remunerations and pensions, included in the income statement, as long as this disclosure does not concern exclusively or mainly, the situation of a single identifiable person

To directors and managers

To former directors and former managers

Codes	Period
9500	
9501	
9502	
9503	
9504	

AUDITORS OR PEOPLE THEY ARE LINKED TO

Auditor's fees

Fees for exceptional services or special missions executed in the company by the auditor

Other attestation missions

Tax consultancy

Other missions external to the audit

Fees for exceptional services or special missions executed in the company by people they are linked to

Other attestation missions

Tax consultancy

Other missions external to the audit

Codes	Period
9505	76.350,00
95061	12.500,00
95062	
95063	
95081	
95082	
95083	

Mentions related to article 134 from the Companies Code

INFORMATION RELATING TO CONSOLIDATED ACCOUNTS

INFORMATION TO DISCLOSE BY EACH ENTERPRISE THAT IS SUBJECT TO COMPANY LAW ON THE CONSOLIDATED ACCOUNTS OF ENTERPRISES

The enterprise has drawn up published a consolidated annual statement of accounts and a management report*

~~The enterprise has not published a consolidated annual statement of accounts and a management report, since it is exempt for this obligation for the following reason*~~

~~The enterprise and its subsidiaries on consolidated basis exceed not more than one of limits mentioned in art. 16 of Company Law*~~

~~The enterprise only has subsidiaries which, considering the assessment of the consolidated assets, consolidated financial position or consolidated results, individual or together, are of a negligible size* (Art. 110 of Company Law)~~

~~The enterprise itself is a subsidiary of an enterprise which does prepare and publish consolidated accounts in which annual accounts of the enterprise are included*~~

INFORMATION TO DISCLOSE BY THE REPORTING ENTERPRISE BEING A SUBSIDIARY OR A JOINT SUBSIDIARY

Name, full address of the registered office and, for an enterprise governed by Belgian Law, the company number of the parent company(ies) and the specification whether the parent company(ies) prepare(s) and publish(es) consolidated annual accounts in which the annual accounts of the enterprise are included**

XTRION NV

Transportstraat 1

3980 Tessenderlo, Belgium

0878.389.438

The enterprise draws up consolidated annual accounts data for the major part of the enterprise

If the parent company(ies) is (are) (an) enterprise(s) governed by foreign law disclose where the consolidated accounts can be obtained**

* Delete where no appropriate.

** Where the accounts of the enterprise are consolidated at different levels, the information should be given for the consolidated aggregate at the highest level on the one hand and the lowest level on the other hand of which the enterprise is a subsidiary and for which consolidated accounts are prepared and published.

FINANCIAL RELATIONSHIPS OF THE GROUP LED BY THE ENTERPRISE IN BELGIUM WITH AUDITORS OR WITH PEOPLE THEY ARE LINKED TO

Mentions related to article 134, §4 and §5 from the Companies Code

Auditor's fees according to a mandate at the group level led by the company publishing the information

Fees for exceptional services or special missions executed in these group by the auditor

 Other attestation missions

 Tax consultancy

 Other missions external to the audit

Fees to people auditors are linked to according to the mandate at the group level led by the company publishing the information

Fees for exceptional services or special missions executed in the group by people they are linked to

 Other attestation missions

 Tax consultancy

 Other missions external to the audit

Codes	Period
9507	121.610,00
95071	12.500,00
95072	
95073	
9509	42.000,00
95091	
95092	
95093	

Mentions related to article 134 from the Companies Code

VALUATION RULES**XX. VALUATION RULES****1. Formation expenses**

The formation expenses are booked as an asset in the balance sheet at their purchase value less depreciation. Depreciation is applied under the straight line basis at 20% pro rata per annum.

2. Tangible and intangible fixed assets

The tangible fixed assets are booked as an asset in the balance sheet at their purchase value or production cost if it concerns assets under construction.

Depreciation is applied under the straight line basis at the following percentages pro rata per annum:

Land and buildings 5%

Plant, machinery and equipment 10% - 20%

Furniture and vehicles 10% - 20%

The intangible fixed assets are booked as an asset in the balance sheet at their purchase value or production cost if it concerns assets under construction. Licenses are depreciated under the straight line basis at 20% pro rata per annum.

3. Financial fixed assets

The participations are valued at the purchase value.

In the event of permanent loss or depreciation, justified by the situation, profitability and prospects of the company in which the shares are held, impairment will be applied.

4. Cash at bank and in hand

These assets are valued at their nominal value.

5. Amounts receivable after more than 1 year and amounts receivable within one year.

The amounts receivable are booked at their nominal value. The amounts receivable in foreign currency are recorded in EUR at a fixed transfer rate on the date of the transaction and valued at the latest exchange rate.

The exchange rate differences which result out of the valuation exercise are recorded in the income statement. Depreciation is applied when the realized value at the date of the financial year is less than the carrying amount.

6. Stocks

Raw materials and consumables are valued at the purchase value calculated according the FIFO method.

The work in progress and finished goods are valued at production cost which comprises of direct and indirect costs.

Depreciation is booked for unlisted items and when the realized value is less than the carrying amount.

7. Provisions for liabilities and charges

The Board of Directors, with care, sincerity and good faith decision, examines the year-end provisions to be formed in order to cover:

o major repair and maintenance works

o other risks, if necessary

8. Amounts payable after more then one year and amounts payable within one year

Amounts payable are booked at their nominal value. Amounts payable in foreign currency are recorded in EUR at a fixed transfer rate on the date of the transaction and valued at the latest exchange rate.

The exchange rate differences which result out of the valuation exercise are recorded in the income statement.

XXI. Related parties**1. Shareholders' structure and identification of major related parties**

Melexis NV is the parent company of the Melexis group that includes following entities which have been consolidated:

Melexis Inc	US entity	
Melexis GmbH	German entity	
Melexis Bulgaria EOOD	Bulgarian entity	
Melexis Ukraine Ltd	Ukraine entity	
Melexis Technologies SA	Swiss entity	
Melexis NV/Branch office France	French branch	
Sentron AG	Swiss entity	
Melefin NV	Belgian entity	
Melexis Technologies NV	Belgian entity	
Melexis NV/Branch office Philippines		Philippine branch
K.K. Melexis Japan Technical Research Center		Japanese entity
Melexis Electronic Technology Co. Ltd		Chinese entity
Melexis Switzerland SA	Swiss entity	
Melexis (Malaysia) Sdn Bhd	Malaysian entity	
Melexis Technologies NV (Malaysian) branch		Malaysian branch

VALUATION RULES

Melexis Dresden GmbH German entity
Melexis France SAS
Melexis Korea Yuhan Hoesa

French entity
South-Korean entity

The shareholders of Melexis NV are as follows:

Xtrion NV owns 53.58% of the outstanding Melexis shares. The shares of Xtrion are controlled directly and/or indirectly by Mr. Roland Duchâtelet, Mr. Rudi De Winter and Mrs. Françoise Chombar .

Mr. Roland Duchâtelet and Mrs. Françoise Chombar, who are directors at Melexis NV.

Elex NV is 99.9% owned by Mr. Roland Duchâtelet.

Xtrion NV owns 48.2% of the outstanding shares of X-FAB Silicon Foundries SE, producer of wafers, which are the main raw materials for the Melexis products.
The company sells the majority of its products also to third parties.

Melexis, as in prior years, purchases part of its test equipment from the XPEQT Group. The company develops, produces and sells test systems for the semiconductor industry.

XPEQT Group is owned by Xtrion NV for 99.99%.

During the year 2018 no transactions took place which can create a potential conflict.

**OTHER DOCUMENTS TO BE DEPOSITED IN ACCORDANCE
WITH THE COMPANIES CODE****MANAGEMENT REPORT****Melexis**

Public limited liability company
Rozendaalstraat 12
8900 Ieper
VAT BE – 0435.604.729
Register Legal Entities Ieper
(the "Company")

Annual Report concerning the financial year ended at December 31, 2018

According legal requirements, we have the honour to report to you on the economic situation of the company concerning the financial year covering the period from January 1st, 2018 till December 31st, 2018.

This Annual Report and also the Annual Accounts will be made available to you.

1. COMMENTS ON THE ANNUAL ACCOUNTS

These comments are based on the balance sheet after appropriation and are consequently valid under reservation of approval of the proposed appropriation by the ordinary general meeting.

The draft of the annual accounts has been drawn up in accordance with the provisions of the Royal Decree of 30 January, 2001 concerning the implementation of the Companies Code, and more in particular book II, title I, concerning the annual accounts of companies and in accordance with the special legal and regulatory provisions applying to the Company.

The Company realized a turnover of 67.2 Mio EURO. The total turnover increased by 25.63% compared to 2017.

The operating profit in 2018 amounted to 12.6 million EURO. Mainly as a result of the increase in turnover an increase in the operating charges. These operating charges mainly consist of sub-contracting, salary costs, depreciation expenses and other operating charges. The increase in turnover and operating charges is the result of the use of a single billing and single sourcing entity, being Melexis Technologies NV. As a result Melexis NV invoices only services and royalties to Melexis Technologies NV.

The fixed assets have increased in 2018 with 13.6 million EURO. The increased is caused by the investment in new probing and test equipment.

The increase of the debt charges is caused by the increase of interests on the current account with Melefin NV.

The increase of the other financial charges is caused by an increase of the unrealized exchange rate losses. This is caused by the increase of the rate of the USD in combination of the amount of outstanding debts in USD.

**OTHER DOCUMENTS TO BE DEPOSITED IN ACCORDANCE
WITH THE COMPANIES CODE****MANAGEMENT REPORT****2. APPROPRIATION OF THE RESULTS**

The Board of Directors proposes to present the profit to be appropriated of 216.623.896 EURO as follows:

- dividends	88.876.073,00
- transfer from other reserves	0,00
- transfer to other reserves	3.927,00
- profit to be carried forward	127.743.895,87

3. IMPORTANT EVENTS AFTER THE CLOSING OF THE FINANCIAL YEAR

Since the closing of the financial year ending on December 31st, 2018, no special events have occurred that may significantly influence the results or the financial situation of the Company.

4. RESEARCH AND DEVELOPMENT

The research and development expenses made during the financial year by the company amount to 5.32 million EUR (mainly capital expenditures and salary expenses).

5. BRANCH OFFICES

Melexis NV/BO France, Paris
Melexis NV/BO France, Grasse
Melexis NV/BO Philippines, Laguna

**6. INFORMATION ABOUT THE CIRCUMSTANCES THAT COULD HAVE A
CONSIDERABLE IMPACT ON THE DEVELOPMENT OF THE COMPANY**

We do not expect any circumstances that could have a considerable impact on the evolution of our Company.

**7. RISKS AND UNCERTAINTIES RELATED TO THE COMPANY AND ITS
SUBSIDIARIES**

An investment in shares involves certain risks. Prior to making any investment decision, prospective purchasers of shares should consider carefully all of the information set forth in this Annual Report and, in particular, the risks described below. If any of the following risks actually occur, the Company's business, results of operations and financial condition could be materially adversely affected. Except for the historical information in this Annual Report, the discussion

**OTHER DOCUMENTS TO BE DEPOSITED IN ACCORDANCE
WITH THE COMPANIES CODE****MANAGEMENT REPORT**

contains certain forward-looking statements that involve risks and uncertainties such as statements regarding the Company's plans, objectives, expectations and intentions. The cautionary statements made in this Annual Report should be read as being applicable to all forward-looking statements wherever they appear in this Annual Report.

7.1. Risks Related to the Company**7.1.1. Operating history: inability to forecast revenues accurately**

The company's business and prospects must be considered in light of the risks, uncertainties, expenses and difficulties frequently encountered by companies active in new and rapidly evolving markets, such as the semiconductor market. To address these risks and uncertainties, the company must, among other things: (1) increase market share; (2) enhance its brand; (3) implement and execute its business and marketing strategy successfully; (4) continue to develop and upgrade its technology; (5) respond to competitive developments; and (6) attract, integrate, retain and motivate qualified personnel. There can be no assurance that the company will be successful in accomplishing any or all of these things, and the failure to do so could have a material adverse effect on the company's business, result of operations and financial condition. Melexis Annual Report 2018 '99 As a result of the rapidly evolving markets in which it competes, the company may be unable to forecast its revenues accurately.

The company's current and future expense levels are based largely on its investment plans and estimates of future revenues. Sales and income from operations generally depend on the volume and timing of, and ability to fulfill, orders received, which are difficult to forecast. The company may be unable to adjust its expenditures in a timely manner to compensate for any unexpected revenue shortfall. Accordingly, any significant shortfall in revenues in relation to the company's planned expenditures would have an immediate adverse effect on the company's business, income from operations and financial condition. Further, in response to changes in the competitive environment, the company may from time to time make certain pricing, service or marketing decisions that could have a material adverse effect on the company's business, result of operations and financial condition.

7.1.2. Currency fluctuations

The Company is subject to risks of currency fluctuations to the extent that its revenues are received in currencies other than the currencies of the Company's related costs. Fluctuations in the value of the Euro against an investor's currency of investment may affect the market value of the shares expressed in an investor's currency. Such fluctuations may also affect the conversion into US dollars of cash dividends and other distributions paid in Euros on the shares.

7.1.3. Credit risk on short-term investments

The company is subject to risks of financial losses on investments in marketable securities and short-term deposits.

**OTHER DOCUMENTS TO BE DEPOSITED IN ACCORDANCE
WITH THE COMPANIES CODE****MANAGEMENT REPORT****7.1.4. Managing growth**

To manage future growth effectively, the company must enhance its financial and accounting systems and controls, further develop its management information systems, integrate new personnel and manage expanded operations. The company's failure to manage its growth effectively could have a material adverse effect on the quality of its products and services, its ability to retain key personnel and its business, operating result and financial condition.

7.1.5. Risk of potential future acquisitions

As a part of its growth strategy, the company regularly evaluates potential acquisitions of businesses, technologies and product lines. Announcements concerning potential acquisitions and investments could be made at any time. Future acquisitions by the company may result in the use of significant amounts of cash, potentially dilutive issuing of equity securities, incurrence of debt and amortization expenses related to goodwill and other intangible assets, each of which could materially and adversely affect the company's business, result of operation and financial condition or negatively affect the price of the shares. Should the company's future acquisitions operate at lower margins than those that exist for the company's present services and products, they may further limit the company's growth and place a significant strain on its business and financial resources. In addition, acquisitions involve numerous risks, including difficulties in the assimilation of the operations, technologies, products and personnel of the acquired company, the diversion of management's attention from other business concerns, risks of entering markets in which the company has no, or limited, direct prior experience and potential loss of key employees of the acquired company. While the company has had discussions with other companies, there are currently no commitments or agreements with respect to any potential acquisition. In the event that such an acquisition does occur, there can be no assurance that the company's business, result of operations and financial condition, and the market price of the shares, will not be materially adversely affected.

7.1.6. Dependence on key personnel; ability to recruit and retain qualified personnel

The company's performance is substantially dependent on the performance and continued presence of its senior management and other key personnel. The company's performance also depends on the company's ability to retain and motivate its other officers and employees. The loss of the services of any of the company's senior management or other key employees could have a material adverse effect on the company's business, result of operations and financial condition.

The company's future success also depends on its ability to identify, attract, hire, train, retain and motivate other highly skilled technical, managerial, marketing and customer service personnel. Competition for such personnel is intense, and there can be no assurance that the company will be able to attract, integrate or retain sufficiently qualified personnel. The failure to retain and attract the necessary personnel could have a material adverse effect on the company's business, result of operations and financial condition.

**OTHER DOCUMENTS TO BE DEPOSITED IN ACCORDANCE
WITH THE COMPANIES CODE****MANAGEMENT REPORT****7.1.7. Evolving distribution channels**

The majority of sales to the large automotive accounts are generated by direct sales people. However, over time, increasingly more sales of ASSPs have been generated via the representative and distribution network of Melexis. As the majority of the Melexis ASSPs are unique, the end customers are still dependent on Melexis and not on the representative or distributor that they are working with.

Every distributor or agent or distribution method may involve risks of unpaid bills, idle inventories and inadequate customer service. Any of the foregoing could have a material adverse effect on the company's business, result of operations and financial condition.

7.1.8. Protection and enforcement of intellectual property rights

The semiconductor industry is characterized by frequent claims alleging the infringement of patents and other intellectual property rights. Thus, the company may receive communications or claims from third parties asserting patents or other intellectual property rights on certain technologies or processes used by the company. In the event any third party claim were to be valid, the company could be required to discontinue using certain processes or technologies or to cease the use and sale of infringing products, to pay damages and to acquire licenses to the allegedly infringed technology or develop non-infringing technologies. The company's business, financial condition and result of operations could be materially and adversely affected by any such development. The company has already obtained patent protections and expects to file additional patent applications when appropriate to protect certain of its proprietary technologies.

The company also protects its proprietary information and know-how through the use of trade secrets, confidentiality agreements and other measures. The process of patent protection can be expensive and time consuming. There can be no assurance that patents will be issued for applications or that, if patents are issued, they will not be challenged, invalidated or circumvented, or that rights granted thereunder will provide meaningful protection or other commercial advantage to the company. Likewise, there can be no assurance that the company in the future will be able to preserve any of its other intellectual property rights. Melexis was involved in a court case with another company related to IP infringement.

7.1.9. Claims

Melexis receives on a regular basis claims from customers and competitors. The company uses all possible resources to limit the risk for the company.

7.1.10. Significant shareholders

Melexis' biggest customer accounts for 16% of total sales. No other customers have sales over 10% of total sales. For the year ended 31 December 2018, the 10 most important customers accounted for 51% of total sales.

7.1.11. Significant shareholders

**OTHER DOCUMENTS TO BE DEPOSITED IN ACCORDANCE
WITH THE COMPANIES CODE****MANAGEMENT REPORT**

The main shareholder holds 53.58% of the company's issued and outstanding ordinary shares. As a result, this shareholder, through the exercise of his voting rights, has the ability to significantly influence the company's management and affairs and all matters requiring shareholder approval, including the election of directors and approval of significant corporate transactions. In addition, some decisions concerning the company's operations or financial structure may present Melexis Annual Report 2018 101 conflicts of interest between the company and this shareholder. For example, if the company is required to raise additional capital from public or private sources to finance its anticipated growth and contemplated capital expenditures, its interests might conflict with those of these shareholders with respect to the particular type of financing sought. In addition, the company may have an interest in pursuing acquisitions, divestitures, financings, or other transactions that, in management's judgment, could be beneficial to the company, even though the transactions might conflict with the interests of this shareholder. Likewise, this shareholder has contractual and other business relationships with the company from time to time. Although it is anticipated that any such transactions and agreements will be on terms no less favorable to the company than it could obtain in contracts with unrelated third parties, conflicts of interest could arise between the company and this shareholder in certain circumstances. For the required information with respect to the potential conflicts of interest please refer to the related parties in chapter 7.7 of Melexis' Annual Report.

7.2. Risks Related to the Business**7.2.1. The semiconductor market**

The semiconductor industry is characterized by rapid technology change, frequent product introductions with improved price and/or performance characteristics, and average unit price erosion. These factors could have a material adverse effect on the company's business and prospects.

7.2.2. Intense competition

The automotive semiconductor market is very different from other segments of the semiconductor market. In particular, technological requirements for automotive semiconductors differ significantly as automotive electronics must withstand extreme conditions, including very hot and cold temperatures, dry and humid weather conditions and an environment subject to dust, oil, salt and vibration. In addition and unlike the situation in other segments of the semiconductor market, the supply voltage to automotive semiconductors originating from a car's battery will vary strongly in practice (between 6,5 and 24 volts). As a result these factors make automotive semiconductor product design and, in particular, testing, difficult when compared with other semiconductor markets.

The company currently competes with a number of other companies. These companies could differ for each type of product. The company's competitors include, among others, Allegro Microsystems, Analog Devices, Microchip Technology, AMS, Elmos, Honeywell, Infineon Technologies, TDK (Micronas), NXP, ST Microelectronics, On Semi and Texas Instruments.

**OTHER DOCUMENTS TO BE DEPOSITED IN ACCORDANCE
WITH THE COMPANIES CODE****MANAGEMENT REPORT**

The company believes that the principal competitive factors in its market are technological know-how, human resources, new product development, a close relationship with the leading automotive original equipment manufacturers and to a lesser extent with the car manufacturers.

The company's current and potential competitors could have longer operating histories, greater brand recognition, access to larger customer bases and significantly greater financial, technical, marketing and other resources than the company. As a result they may be able to adapt more quickly to new or emerging technologies and changes in customer requirements or to devote greater resources to the promotion and sale of their products than the company. There can be no assurance that the company will be able to compete successfully against current and future competition. Further, as a strategic response to changes in the competitive environment, the company may, from time to time, make certain pricing, service and marketing decisions or acquisitions that could have a material adverse effect on its business, results of operations and financial condition.

New technologies and the expansion of existing technologies may increase the competitive pressures on the company by enabling its competitors to offer a lower cost service or a better technology. There can be no assurance that any current arrangements or contracts of the company will be renewed on commercially reasonable terms.

Any and all of these events could have a material adverse effect on the company's business result of operations and financial condition.

7.2.3. Rapid technological evolution

The semiconductor market is characterized by rapidly changing technology, frequent new product announcements, introductions and enhancements to products, and average unit price erosion. In the automotive semiconductor market the active product life cycle is approximately 5 to 10 years. Accordingly, the company's future success will depend on its ability to adapt to rapidly changing technologies, to adapt its products and services to evolving industry standards and to improve the performance, features and reliability of its products and services in response to competitive product and service offerings and evolving demands of the marketplace. The failure of the company to adapt to such changes would have a material adverse effect on the company's business, result of operations and financial condition.

7.2.4. Purchasing

The vast majority of the company's products are manufactured and assembled by foundries and subcontract manufacturers under a 'fabless' model. This reliance upon foundries and subcontractors involves certain risks, including potential lack of manufacturing availability, reduced control over delivery schedules, the availability of advanced process technologies, changes in manufacturing yields, dislocation, expense and delay caused by decisions to relocate manufacturing facilities or processes, and potential cost fluctuations. During downturns in the semiconductor economic cycle, reduction in overall demand for semiconductor products could financially stress certain of the company's subcontractors. If the financial resources of such subcontractors are stressed, the company may experience future product shortages, quality assurance problems, increased manufacturing costs or other supply chain disruptions.

**OTHER DOCUMENTS TO BE DEPOSITED IN ACCORDANCE
WITH THE COMPANIES CODE****MANAGEMENT REPORT**

During upturns in the semiconductor cycle, it is not always possible to respond adequately to unexpected increases in customer demand due to capacity constraints. The company may be unable to obtain adequate foundry, assembly or test capacity from third-party subcontractors to meet customers' delivery requirements even if the company adequately forecasts customer demand. Alternatively, the company may have to incur unexpected costs to expedite orders in order to meet unforecasted customer demand.

The company typically does not have supply contracts with its vendors that obligate the vendor to perform services and supply products for a specific period, in specific quantities, and at specific prices.

The company's foundry and assembly subcontractors typically do not guarantee that adequate capacity will be available within the time required to meet customer demand for products. In the event that these vendors fail to meet required demand for whatever reason, the company expects that it would take up to twelve months to transition performance of these services to new providers. Such a transition may also require qualification of the new providers by the company's customers or their end customers, which would take additional time. The requalification process for the entire supply chain including the end customer could take several years for certain of the company's products.

Melexis sources the majority of its wafers from a related party (cfr. also Related Parties in Chapter 6), but sources also from 2 Asian wafer fabs to reduce the risk of dependency on one supplier. For the packaging services, Melexis sources from several Asian vendors.

7.3. Risks related to future trading on Euronext

The trading price of the company's shares has been and may continue to be highly volatile and could be subject to wide fluctuations in response to factors such as actual or anticipated variations in the company's quarterly operating results, announcements of technological innovations, or new services by the company or its competitors, changes in financial estimates by securities analysts, conditions or trends in semiconductor industries, changes in the market valuations of companies active in the same markets, announcements by the company or its competitors of significant acquisitions, strategic relationships, joint ventures or capital commitments, additions or departures of key personnel, sales of shares or other securities of the company in the open market and other events or factors, many of which are beyond the company's control.

Further, the stock markets in general, and Euronext, the market for semiconductor-related and technology companies in particular, have experienced extreme price and volume fluctuations that have often been unrelated or disproportionate to the operating performance of such companies. These broad market and industry factors may materially and adversely affect the market price of the company's shares, irrespective of the company's operating performance.

8. FINANCIAL INSTRUMENTS

**OTHER DOCUMENTS TO BE DEPOSITED IN ACCORDANCE
WITH THE COMPANIES CODE****MANAGEMENT REPORT**

Melexis operates internationally, which could give an exposure to market risks from changes in interest and foreign exchange rates. Melexis uses derivative financial instruments to manage the foreign exchange risks, interest risks and inflation risks. Risk management policies have been defined on group level, and are carried out by the local companies of the group.

(1) Credit risks

The group has no significant concentration of credit risk with any single counterparty or group of counterparties having similar characteristics. The group has a policy to ensure that sales are only made to new and existing customers with an appropriate credit history.

(2) Interest rate risk

At year end the group does not longer use derivatives to manage interest rate risks of the outstanding bank debt. The schedule of long-term-debt repayments is disclosed in Note 6.9.5.L. The table with outstanding derivatives at year end is disclosed in Note 6.9.5.C.

(3) Liquidity risk

Liquidity risk arises from the possibility that customers may not be able to settle obligations to the company within the normal terms of trade. To manage the risk the company periodically assesses the financial viability of customers.

(4) Foreign exchange risk

The currency risk of the group occurs due to the fact that the group operates and has sales in USD. The group uses derivative contracts to manage foreign exchange risks. The table with outstanding derivatives at year end is taken up in Note 6.9.5.C.

(5) Inflation risk

The inflation risk of the group arises from the possibility that the salaries will increase due to inflation. At year end the group does not longer use derivative contracts to manage part of the inflation risk. The table with outstanding derivatives at year end is taken up in Note 6.9.5.C.

**OTHER DOCUMENTS TO BE DEPOSITED IN ACCORDANCE
WITH THE COMPANIES CODE****MANAGEMENT REPORT****9. INDEPENDENCE AND EXPERTISE REGARDING ACCOUNTING AND AUDIT OF AT
LEAST ONE MEMBER OF THE AUDIT COMMITTEE**

According to article 526bis, §2 of the Belgian Companies Code at least one independent member of the Audit Committee has to be experienced in accounting and audit. Both Procexcel BVBA, represented by Ms. Jenny Claes, and Mr. Shiro Baba comply with this requirement through their relevant work experience. In this respect we like to refer to the short biographies of the abovementioned members in chapter 10.

10. CORPORATE GOVERNANCE STATEMENT

According to the Royal Decree of 6 June 2010 (B.S.G. 28 June 2010) the 2009 Belgian Code on Corporate Governance is applicable to all listed companies in Belgium. The English version of the Code can be found on the website of the Belgian Corporate Governance Committee.

Melexis has aligned its Corporate Governance Charter with the 2009 Belgian Code on Corporate Governance.

The Corporate Governance Charter can be consulted on the website of the Company at: <http://www.melexis.com/InvestorRelations-Corporate-Governance.aspx>

An overview of the principles and guidelines where Melexis does not comply with the 2009 Belgian Code on Corporate Governance is given in Section 10.11 of this Corporate Governance Statement.

10.1 Shareholders

Melexis seeks to guarantee transparent and clear communication with its shareholders. Active participation of the shareholders is encouraged by Melexis. In order to achieve this goal, the shareholders can find all the important and relevant information on the website of Melexis. Melexis publishes the annual reports, half year reports, statutory reports, quarterly results and the financial calendar on its website in the section "Investor Relations". Melexis realizes that the publication of these reports and information benefits the relationship of trust with its shareholders and other stakeholders.

Further on Melexis is committed to guarantee the rights of the shareholders. The terms and obligations which are included in the announcement of the Belgian Financial Services and Markets Authority of April 27, 2011 related to the Law of 20 December, 2010 concerning the exercise of certain rights of shareholders, are accordingly respected by Melexis.

- Shareholders can remit questions to the company prior to the annual general meeting of shareholders in order to have those questions answered during the general meeting;
- At the latest 30 days prior to the general meeting the agenda and other relevant documents are published on the website of Melexis;
- Shareholders have the right to add agenda items and to file resolution proposals;
- During the general meeting shareholders have the right to vote on each agenda item. In case they cannot attend the general meeting, they have the right to appoint a proxy holder;
- The minutes of the general meeting with the voting results will be published on the website of Melexis after the general meeting;

**OTHER DOCUMENTS TO BE DEPOSITED IN ACCORDANCE
WITH THE COMPANIES CODE****MANAGEMENT REPORT****10.2 Management structure**

The Board of Directors determines the strategic direction of Melexis and supervises the state of affairs within Melexis.

The Board of Directors is assisted in its role by an Audit Committee and a Nomination and Remuneration Committee.

These board committees have an advisory function. Only the Board of Directors has the decision-making power.

The daily management of Melexis has been delegated by the Board of Directors to the Chief Executive Officer, Ms. Françoise Chombar, who can represent the company by her sole signature within the framework of the daily management. For actions that fall outside the scope of the daily management, Melexis is validly represented by two directors acting jointly.

The Chief Executive Officer is also the chairman of the Executive Management. The Executive Management is responsible for leading Melexis in accordance with the global strategy, values, planning and budgets approved by the Board of Directors. The Executive Management is also responsible for screening the various risks and opportunities that the company might encounter in the short, medium or longer term, as well as for ensuring that systems are in place to identify and address these risks and opportunities.

10.3 Board of Directors**Composition**

In accordance with article 13 of Melexis' Articles of Association, the Board of Directors consists of at least 5 members, of which at least three members should be independent in accordance with article 526ter of the Companies Code.

The Board of Directors is composed of at least half non-executive members and at least one executive member. Independent directors qualify as non-executive directors.

The directors are appointed by the majority of the votes cast of the General Meeting for a period of four years. In the same way the General Meeting may revoke a director at any time. There is no age limit for directors and directors with an expiring mandate can be reappointed within the limits stipulated in the Companies Code.

The Chief Executive Officer is the only member of the Board of Directors that has an executive mandate. The Chairman of the Board is Mr. Roland Duchâtelet.

The composition of the Board of Directors already takes into account the Act of July 28th, 2011 which requires that one third of its members has to be of a different gender. Furthermore the Executive Management consist of a diverse team, not only as to gender diversity but also

**OTHER DOCUMENTS TO BE DEPOSITED IN ACCORDANCE
WITH THE COMPANIES CODE**

MANAGEMENT REPORT



considering age and professional background. The Board of Directors sees to it that among others the abovementioned criteria are taken into consideration by Melexis in its selection processes. The Directors of Melexis are:

Name	Age	Expiry mandate	Position
Roland Duchâtelet	72	2022	Chairman of the Board Non-executive director
Françoise Chombar	56	2022	Managing director, CEO
Procexcel BVBA, represented by Ms Jenny Claes	71	2021	Non-executive and independent director
Shiro Baba	69	2021	Non-executive and independent director
Martine Baelmans	54	2022	Non-executive and independent director

Mr. Roland Duchâtelet is private shareholder of the company since April 1994 and serves as a director ever since. Prior to that date, Mr. Duchâtelet served in various positions in production, product development and marketing functions for several large and small companies. He contributed in the start up of two other semiconductor manufacturers: Mietec Alcatel (Belgium) from 1983 to 1985 as business development/sales manager and Elmos GmbH (Germany) from 1985 to 1989 as marketing manager. Mr. Duchâtelet is the co-founder of the parent company of Melexis NV. He holds a degree as Electronics Engineer, Applied Economics and an MBA from the University of Leuven.

Ms. Françoise Chombar has served as acting Chief Operating Officer since 1994. Prior to that date, she served as planning manager at Elmos GmbH (Germany) from 1986 to 1989. From 1989 she served as operations manager and director at several companies within the Elex group. Ms. Chombar became director in 1996. She holds a master's degree as Interpreter in Dutch, English and Spanish from the University of Gent. In 2004, Ms. Chombar was appointed co-Managing Director and Chief Executive Officer. After the resignation of Mr. Rudi De Winter, mid February 2011, as Managing Director and Chief Executive Officer, Ms. Chombar has continued these functions. Ms. Chombar is currently member of the Board of Umicore, a global materials technology and recycling group. She is equally president of the STEM platform, an advisory board to the Flemish government, aiming to encourage young people to pursue a Science, Technology, Engineering or Mathematics education.

Ms. Jenny Claes has a long career in three different companies and was mainly active in the field of logistics. This included responsibilities for commercial planning, production planning, warehousing, transport, international sales administration, ICT and quality management. She

**OTHER DOCUMENTS TO BE DEPOSITED IN ACCORDANCE
WITH THE COMPANIES CODE**

MANAGEMENT REPORT



participated in the start up of the European distribution centre of SKF in Tongeren and held the position of General Manager of SKF Logistics Services Belgium from the end of 2003 till the end of 2008. Ms. Claes held the position of Manager Quality and Business Excellence of SKF Logistics Services worldwide. Ms. Jenny Claes holds a Masters degree in International Trade.

Mr. Shiro Baba has 38 years professional and management experience in different fields related to the semiconductor business. He started his career in 1975 with the semiconductor division of Hitachi. Since 1999 he has held several general management positions within the Hitachi semiconductor division. From 2003 till 2009 Mr. Baba was employed by Renesas Technology Corp. amongst others as general manager of the Automotive Semiconductor Business Unit and later as Board Director and senior VP. His last mandate was President & CEO of Hitachi ULSI Systems Co. before retiring in 2013. Since April 2013 Mr. Baba has been appointed as independent director of Melexis. Mr. Baba obtained a Master's degree in Electrical and Physical Engineering from Tokyo Institute of Technology and in Electrical Engineering from Stanford University.

Ms. Martine Baelmans started her career at KU (Catholic University) Leuven in 1987 as assistant at the Division of Applied Mechanics and Energy Conversion. Since 2006 she is Full Professor at the Faculty of Engineering Sciences and until mid-2013 she was also vice-rector at this university. Ms. Baelmans holds a Master of Science in Mechanical Engineering and a PhD degree in Engineering Sciences from KU Leuven. Her research has been mainly focused on thermodynamics and heat transfer, particularly in applications for electronics cooling.

Appointment and replacement of directors

The Articles of Association (Articles 13 and following) and the Melexis Corporate Governance Charter contain specific rules concerning the (re)appointment, the induction and the evaluation of directors. Directors are appointed for a term not exceeding four years by the General Meeting of Shareholders, who can also revoke their mandate at any time. An appointment or dismissal requires a simple majority of the votes cast. If and when a position of a director prematurely becomes vacant within the Board, the remaining directors temporarily appoint a new director until the General Meeting appoints a new director. Said appointment will then be included in the agenda of the next General Meeting. The Nomination and Remuneration Committee submits a reasoned recommendation to the Board on the nomination of directors and equally makes recommendations to the Board on the remuneration policy for directors and Executive Management.

Functioning of the Board

The terms of reference of the Board of Directors are part of the Corporate Governance Charter. In 2018 the Board convened nine (9) times and treated, amongst others, the following topics:

- Financial results of the group
- Financial and legal risks to which the group is exposed
- Sale and revaluation of real estate
- Possible acquisitions
- IP risk management
- Establishment of new legal entities
- Strategic review

**OTHER DOCUMENTS TO BE DEPOSITED IN ACCORDANCE
WITH THE COMPANIES CODE****MANAGEMENT REPORT**

- Evaluation of certain transactions with related parties
- Dividend policy
- Budget for the next financial year
- Recommendations of the Audit Committee and the Nomination and Remuneration Committee

On 18 April, Mr. Shiro Baba could not be present. On 15 May, Mr Roland Duchâtelet did not attend the meeting. On 15 May and 20 August, Ms. Françoise Chombar could not attend the Board of Directors meeting.

Evaluation of the Board and its Committees

The effectiveness of the Board of Directors and its Committees is monitored and reviewed every three years in order to achieve possible improvements in the management of Melexis. The last review has been performed in 2016 and in 2019 a new evaluation is planned under the lead of the Chairman. In the evaluation special attention is paid to:

- The functioning of the Board of Directors and its relevant committees
- The thoroughness with which important issues are prepared and discussed
- The effectiveness of the interaction with the Executive Management
- Quality of the information provided
- Individual contribution of each member of the Board

**OTHER DOCUMENTS TO BE DEPOSITED IN ACCORDANCE
WITH THE COMPANIES CODE****MANAGEMENT REPORT****10.4 Committees****Audit Committee**

The Audit Committee assists the Board of Directors in its supervisory duties with respect to the internal supervision in the broadest sense, including the financial reporting, as described in the Company's Corporate Governance Charter and article 526bis of the Belgian Companies Code. The Audit Committee also monitors the assessment and follow-up by the Executive Management of the auditor's recommendations. The Audit Committee is composed of three non-executive members: Mr. Roland Duchâtelet, Chairman1, Procexcel BVBA, represented by Ms. Jenny Claes, independent director and Mr. Shiro Baba, independent director.

According to article 526bis, §2 of the Belgian Companies Code, the members of the Audit Committee as a whole have competences relevant to the sector in which Melexis is operating and at least one of its members has a competence in auditing and accounting. Both Procexcel BVBA, represented by Ms. Jenny Claes, and Mr. Shiro Baba comply with this latest requirement through their relevant work experience. In this respect we like to refer to the short biographies of the abovementioned members in this chapter. The Chief Executive Officer, the Chief Financial Officer, the external and internal auditor are invited to the meetings of the Audit Committee to warrant the interaction between the Board of Directors and the Executive Management.

The Audit Committee met three (3) times during 2018. All members attended the meetings.

In addition to the exercise of its legal powers and the duties listed in the Melexis Corporate Governance Charter, the Audit Committee reviewed amongst others:

- Legal risks
- Risks concerning intellectual property
- Authority to sign for financial transactions
- Audit remote sites
- Statutory auditor fees
- Hedging policy of foreign currencies
- Reports of the statutory auditor and internal auditor

Nomination and Remuneration Committee

The Nomination and Remuneration Committee, which qualifies as a remuneration committee pursuant to article 526quater of the Belgian Companies Code, advises a.o. the Board of Directors concerning the way in which the company's strategic objectives may be promoted by adopting an appropriate nomination and remuneration program. This committee supervises the development of remuneration, allocation of variable remuneration and the general performance within Melexis.

The Nomination and Remuneration Committee is composed of three non-executive members of which a majority of independent directors, Mr. Roland Duchâtelet, Chairman2, Procexcel BVBA,

**OTHER DOCUMENTS TO BE DEPOSITED IN ACCORDANCE
WITH THE COMPANIES CODE**

MANAGEMENT REPORT



represented by Ms. Jenny Claes, independent director and Mr. Shiro Baba, independent director. The committee has the relevant expertise regarding remuneration policy.

The Nomination and Remuneration Committee met four (4) times in 2018. All members attended the meetings.

In addition to the exercise of its legal powers and the duties listed in the Melexis Corporate Governance Charter, the Nomination and Remuneration Committee reviewed during 2018 amongst others:

- Remuneration and variable remuneration of Executive Management
- Assessment of the variable remuneration of the CEO

10.5 Executive Management

Composition

The Executive Management is composed of the following members:

Name	Age	Function
Marc Biron	48	VP Sense & Drive
Françoise Chombar	56	Chief Executive Officer
Kristof Coddens	48	VP Artificial Intelligence
Karen van Oriensven	48	Chief Financial Officer
Vincent Hilgsmann	48	VP Corporate Strategy – Global Sales, Brand & Communication
Veerle Lozie	45	VP Operations & IT
Damien Macq	52	VP Sense & Light
Sam Maddalena	42	VP Corporate Strategy - Global Product Marketing, OEM Business Development
Nicolas Simonne	44	VP Development & Quality
Heidi Stieglitz	59	VP Human Resources & Sites

**OTHER DOCUMENTS TO BE DEPOSITED IN ACCORDANCE
WITH THE COMPANIES CODE**

MANAGEMENT REPORT



10.6 Remuneration report

Remuneration policy

The Board of Directors determines, upon recommendation by the Nomination and Remuneration Committee the remuneration policy and individual remuneration of the Executive Management. The director's remuneration is approved by the shareholders' meeting.

The remuneration policy of Melexis is analysed on an annual basis by the Nomination and Remuneration Committee in close cooperation with the HR department. This evaluation takes into account the market pay levels to ensure that compensation within Melexis is established in such a way that it enables the company to attract and motivate its talent.

The Nomination and Remuneration Committee evaluates the performance of the CEO and discusses with the CEO the performance of the other members of the Executive Management based on the guidelines of the company's remuneration policy.

The Nomination and Remuneration Committee then makes recommendations to the Board of Directors with respect to the compensation level of the CEO and the other members of the Executive Management based on performance outputs and a benchmark analysis of compensation levels for similar positions at comparable companies. The company has not materially deviated from its remuneration policy during the reported financial year.

Remuneration of directors

The remuneration of the directors is subject to the approval of the General Meeting. Only the mandates of the independent directors are remunerated. Their compensation consists of a fixed annual remuneration of EUR 15,000 and reimbursement of costs to attend the Board and/or Committee meetings. The directors are expected to uphold the expenditure policy within Melexis and to submit suitable justification for their costs. In 2018 Melexis paid in total EUR 45,000 as remuneration to the independent directors. Additionally, Melexis paid EUR 12,231.14 as reimbursement of costs as mentioned in below table. These costs can be justified as travel expenses:

Name	Remuneration	Costs
Procexcel BVBA, represented by Jenny Claes	15,000	-
Shiro Baba	15,000	12,231
Martine Baelmans	15,000	-

**OTHER DOCUMENTS TO BE DEPOSITED IN ACCORDANCE
WITH THE COMPANIES CODE**

MANAGEMENT REPORT



The other directors are not remunerated for their mandate and do not receive any fringe benefits. The performances of directors are evaluated by the Board of Directors to ensure that only persons with competences matching Melexis' international ambitions are nominated as director.

Remuneration of Executive Management

CEO

Of all the members of the Executive Management only the CEO is also a member of the Board of Directors. The CEO does not receive an additional remuneration for this mandate. In 2018 the CEO received a fixed remuneration amounting to EUR 249,996 and a variable pay of EUR 125,000.

Françoise Chombar	Remuneration 2018
Base remuneration	249,996
Short-term variable remuneration	62,500
Mid-term variable remuneration	31,250
Long-term variable remuneration	31,250
Pension	0
Extra legal arrangements	0
Reimbursement of costs	7,128

The CEO does not benefit from contributions in a pension scheme, nor does she have any extralegal arrangements through an individual/group insurance paid for by the company or does she receive any other fringe benefits.

**OTHER DOCUMENTS TO BE DEPOSITED IN ACCORDANCE
WITH THE COMPANIES CODE**

MANAGEMENT REPORT



Other Executive Managers

The total amount of the fixed remuneration of the other members of the Executive Management amounted to EUR 1,712,671 in 2018. The total of the 2018 variable pay component pay-outs amounted to EUR 325,696.

Executive Managers	Remuneration 2018
Base remuneration	1,712,671
Variable remuneration	325,696
Extra legal arrangements	8,344
Reimbursement of costs	108,371

The discretionary element has been taken into consideration in the variable pay-out in April 2018 as recognition for the extra efforts done within the scope of their respective roles in the Executive Management with exceptional positive results for the company. In accordance with article 554, part 4 of the Belgian Companies Code and the recommendations of the Belgian Corporate Governance Code, the remuneration policy of Melexis determines that a compensation in case of normal termination of the contract of the Members of the Executive Management will be 3 months remuneration (fixed, calculated on the 12 months preceding the termination) upon advice from the Remuneration Committee. The Remuneration Committee points out that this severance payment is in line with market practices. The severance payment will be higher in case an executive manager's (except the CEO) contract is terminated due to a change of control in Melexis (see 7.9).

10.7 Policy on certain transactions

Conflicts of interest in the Board of Directors

According to article 523 of the Belgian Companies Code, a member of the Board of Directors has to inform the other directors about any item on the agenda of the Board that will cause a direct or indirect conflict of interest of a financial nature to him/her. In this event the respective director may not participate in the deliberation and voting on this agenda item.

Pursuant to article 524 of the Belgian Companies Code, companies listed on the stock exchange must follow a special procedure before decisions are taken or operations are executed concerning (i) the relations of the listed company with an affiliated company, except its subsidiaries, and (ii) the relations between a subsidiary of the listed company and an affiliated company of the subsidiary, other than a subsidiary of the subsidiary. Prior to the decision or transaction, a Committee composed of three independent directors, assisted by one or more independent experts, must prepare a written motivated advice for the Board of Directors. The auditor delivers an opinion regarding the accuracy of the information contained in the Committee advice and in the minutes of

**OTHER DOCUMENTS TO BE DEPOSITED IN ACCORDANCE
WITH THE COMPANIES CODE**

the Board of Directors' decision. The advice of the Committee, an excerpt from the minutes of the Board of Directors and the opinion of the auditor have to be recorded in the annual report of the company.

In 2018, there was a conflict of interest for one topic on the agenda of the Board of Directors meeting of 15 May. It concerned the acquisition of a plot of land from Xpeqtis. Please find the full excerpt of the board minutes of 15 May on this subject below:

Conflict of interest

During the Board of Directors dated 20 April 2018, Roland Duchâtelet, director of the Company, declared to have an interest of a patrimonial nature which is conflicting with the decisions that fall within the scope of the powers of the Board of Directors, in respect of the purchase by Melexis of a plot of land owned by Xpeqtis (the "Purchase").

This conflict of interest results from the fact that Roland Duchâtelet has a patrimonial interest in Xpeqtis (via Elex NV). The Purchase will have financial consequences for Melexis as it will require Melexis to pay a purchase price for the plot of land to Xpeqtis. An independent valuation report has been shared with the board members prior to this meeting regarding the purchase price of the plot of land.

Legal framework

Article 523 of the Belgian Companies Code describes the procedure to be followed.

Roland Duchâtelet is excluded from taking part in the deliberations and refrains from voting on the decision regarding the Purchase.

The auditor of the Company, PWC Bedrijfsrevisoren CVBA, represented by Mrs. Sofie Van Grieken and Mr. Koen Vanstraelen, will be informed of the existence of the conflict of interest.

Furthermore, the relevant sections of the minutes of the Board of Directors deciding upon a transaction covered by article 523 will be entirely included in the annual report.

The transaction under review with a value of ca. EUR 3.9 million can be considered as relatively small, taking into account following financial data of Melexis: (i) Consolidated equity of Melexis as per 31 December 2017 amounts to rounded EUR 300 million (ii) The current Melexis market capitalization on Euronext Brussels amounts to EUR 3.4 billion.

Approval to purchase a plot of land from Xpeqtis in Bulgaria

The Board of Directors, excluding Roland Duchâtelet, took note of the information, including the independent valuation report as mentioned above.

Informed of the existence of a conflict of interest with respect to this purchase, the Board of Directors has concluded that the Purchase is in the interest of Melexis, given the following:

**OTHER DOCUMENTS TO BE DEPOSITED IN ACCORDANCE
WITH THE COMPANIES CODE****MANAGEMENT REPORT**

Melexis currently owns its infrastructure in Sofia, but is renting the land in use. Over the next five years however, Melexis plans to invest around EUR 75 million in equipment and infrastructure (new and refurbishment existing infrastructure) on the same plot of land.

The plot measures 35,670 m² and is situated in Gorubliyana, in the vicinity of Sofia airport. Melexis opts to purchase the land rather than to continue renting (in combination with the purchase of a right to build for the new infrastructure), even though depending on assumptions, the purchase would be 10-20% higher than the renting, for following reasons:

- Securing legal ownership & compliance risks with Bulgarian authorities, e.g. building permits (the value of the land is moreover also relatively low compared to the total investment)
- Compliance with the global policy of Melexis to own both land and buildings
- Avoidance of future conflict of interest transactions with Xpeqtis
- Any change of construction will bring additional cost in case we don't purchase the land (e.g. obtain new right to build)
- Current low borrowing costs.

The current positive economic environment combined with low interest rates has led to a rise in land and property prices in Bulgaria over the last two years, however prices are still significantly below the peak seen in 2007-2009.

The Board of Directors therefore **RESOLVED** that the Purchase of the plot of land from Xpeqtis is approved for a total value of EUR 3,943,426, in line with the valuation report prepared by the independent valuator.

Other transactions with directors and executive management

As determined by clause VII.2 of the Melexis Corporate Governance Charter, members of the Board of Directors and the Executive Management have to refrain from any action that could raise an impression of being in conflict with the interests of the company. Therefore any transaction between a director and the company has to be reported to the chairman of the Board of Directors. In 2018 however there were no transactions between the company and its directors or executive managers involving a conflict of interest.

**OTHER DOCUMENTS TO BE DEPOSITED IN ACCORDANCE
WITH THE COMPANIES CODE****MANAGEMENT REPORT****Insider trading**

Melexis complies with the Belgian provisions on insider trading and market abuse. In this respect, a list is kept up to date of all people with managerial responsibilities as well as all other people who have access to sensitive information on share prices. The purpose of the Melexis Insider Trading Policy is to prevent the abuse of information which could have a considerable effect on the share price, in particular during the periods prior to the publication of financial results, or decisions or events which can affect the share price. As determined in the Melexis Insider Trading Policy, it is prohibited to sell Melexis shares during such a closed period. This closed period includes at least the 21 days immediately preceding the announcement of the financial results. Moreover, before trading any company shares, the members of the Board of Directors and the Executive Management have to receive the green light from the Compliance Office and have to report back once the transaction has been completed. Furthermore, in compliance with the same legislation, the members of the Board of Directors and the Executive Management have to notify all their transactions in Melexis shares to the Belgian Financial Services and Markets Authority, who will publish these notices on its website. Compliance with the Melexis Insider Trading Policy will be supported and verified by the Compliance Officer.

10.8 Internal control and risk assessment procedures in relation to financial reporting

The internal control and risk assessment procedures in relation to the process of financial reporting are coordinated by the CFO. Such procedures have to make sure that the financial reporting is based on reliable information and that the continuity of the financial reporting in conformity with the IFRS accounting principles is guaranteed.

The process of internal control in relation to the financial reporting is based on the following principles:

- Data on transactions or use of assets of the company are registered accurately and saved in an automated global enterprise resource planning ("ERP") system by the different Melexis business units.
- Accounting transactions are registered in globally standardized operating charts of accounts.
- The financial information is prepared and reported in first instance by the accounting teams in the different legal entities of Melexis worldwide.
- Consequently the finance managers at the different Melexis sites will review the prepared and reported local financial information before sending it to the Global Finance Department.
- In the Global Finance Department the financial information will receive its final review before it is included in the consolidated financial statements.
- All Melexis sites use the same software for the reporting of the financial data for consolidation.
- Random checks are made to assure that:
 - »» Transactions have been saved as required for the preparation of the financial accounts in conformity with the IFRS accounting principles;
 - »» Transactions have been approved by the authorized persons of the company to do so.

Melexis is validly represented by the sole signature of the CEO for all aspects of the daily management of the company. Specific powers are granted to members of the Executive Management to represent Melexis in matters that relate to the business unit for which they are responsible. For actions that fall outside the scope of the daily management, the company is validly represented by two directors acting together. In the event of detection of certain deficiencies, this

**OTHER DOCUMENTS TO BE DEPOSITED IN ACCORDANCE
WITH THE COMPANIES CODE****MANAGEMENT REPORT**

will be reported to the Executive Management to determine which appropriate measures can be taken.

The risk assessment in connection with the financial reporting is based on the following principles:

- Risks that the company is confronted with are detected and monitored with the responsible persons of the different business units of the company.
- By using an automated ERP-system, the responsible persons of the business units have permanent access to the financial information with regard to their business unit for monitoring, controlling and directing purposes with regard to their business activities.
- Closing the accounts at the end of every month warrants that the financial consequences of the identified risks are monitored closely to be able to anticipate to possible adverse evolutions.
- The financial results are also monthly reviewed on a global level.
- A data protection system based on antivirus software internal and external backup of data and the controlling of access rights to information, protects the Company's information and guarantees the continuity of the financial reporting. The adequacy and integrity of these IT systems and procedures are reviewed regularly.
- In accordance with the 2009 Belgian Code on Corporate Governance Melexis has set up an internal audit function for its financial department, whose resources and skills are adapted to assess the financial reporting and the risk management of the Company. The Audit Committee receives a periodic summary of the internal audit activities.

10.9 Elements pertinent to a take-over bid**Capital structure**

The registered capital of Melexis NV amounts to EUR 564,813.86 and is represented by 40,400,000 equal shares without par value. The shares are in registered or non-material form.

Restrictions on the transfer of securities

The Articles of Association contain no restrictions on the transfer of the shares. The Board of Directors is furthermore not aware of any restrictions imposed by law on the transfer of shares by any shareholder, except in the framework of market abuse regulations.

Restrictions on the exercise of voting rights

Each share entitles the holder to one vote. The Articles of Association contain no restrictions on the voting rights and each shareholder can exercise his voting rights provided he is validly admitted to the General Meeting and his rights have not been suspended. Pursuant to article 9 of the Articles of Association, the company is entitled to suspend the exercise of the rights attaching to securities belonging to several owners until one person is appointed towards the company as representative of the security. No one can vote at the General Meeting using voting rights attached to securities that have not been reported in due time in accordance with the Articles of Association and with the law. The Board is not aware of any other restrictions imposed by law on the exercise of voting rights.

**OTHER DOCUMENTS TO BE DEPOSITED IN ACCORDANCE
WITH THE COMPANIES CODE****MANAGEMENT REPORT****Agreements among shareholders**

The Board of Directors is not aware of any agreements among shareholders that may result in restrictions on the transfer of securities or the exercise of voting rights.

Amendments to the Articles of Association

The Articles of Association can be amended by an Extraordinary General Meeting in accordance with the Belgian Companies Code. Each amendment to the Articles of Association – including capital increases or reductions, mergers, demergers and a winding up – in general requires an attendance quorum of 50% of the subscribed capital and acceptance by a qualified majority of 75% of the votes cast. More stringent majority requirements have to be complied with in a number of cases, such as the modification of the corporate object or the company form.

Authorities of the Board of Directors to issue, buy back or dispose of own shares

The Articles of Association do not mention any special authorities granted to the Board of Directors to increase the registered capital.

The Board of Directors is authorized by the Extraordinary General Meeting of April 22nd, 2014 to acquire own shares in the Company, either directly, by a person acting in his/her own name on behalf of the Company or by a direct subsidiary in accordance with article 5, §2, 1°, 2° and 4°, of the Belgian Companies Code, under following conditions:

- This authorization applies for a number of own shares that is at most equal to that which, after acquisition, results in a total number of own shares held by the company equal to the set limit of 20% as stipulated in article 620, §1, 1°, 2° of the Belgian Companies Code.
- Under this authorization a share should be acquired at a price per share ranging between one euro (€ 1.00) and fifty euros (€ 50,00) on the regulated market on which they are listed.
- The nominal value of the number of own shares the Company desires to acquire, including the previously obtained own shares held by the Company, may not represent more than 20% of the registered capital of the Company.
- The remuneration for the acquisition of these own shares may not exceed the resources of the Company that are available for distribution in accordance with article 617 of the Belgian Companies Code.
- The acquisition of shares under this authorization directly establishes an 'acquisition of own shares' reserve that is unavailable for distribution and equal to the global acquisition amount of the acquired shares and by prior deduction of the available profit. The reserves the company has made unavailable for distribution are only obligatory as long as the shares are being held.
- This authorization applies for a period of five (5) years from the date at which this resolution was approved.
- The existing authorizations of the Board of Directors were awarded for an indefinite period by the resolutions of the Extraordinary General Meeting of 22 April 2014 for the alienation of own shares held in accordance with article 622, §2, of the Belgian Companies Code and article 622, §2, 1° of the Belgian Companies Code.

**OTHER DOCUMENTS TO BE DEPOSITED IN ACCORDANCE
WITH THE COMPANIES CODE****MANAGEMENT REPORT**

- The number of own shares disposed of may not exceed the number of shares in the company that a direct subsidiary of the company may hold as a legitimate cross-shareholding within the meaning of article 631, § 1 of the Companies Code.
- The disposal of a share under this authority shall take place at the last closing price at which the shares were quoted on the Brussels stock exchange at the moment of disposal.
- The shares concerned may only be transferred to Melexis Technologies NV, whose registered office is situated at 3980 Tessenderlo, Transportstraat 1, RPR Hasselt 0467.222.076, or to a company of which Melexis NV directly or indirectly holds more than 99% of the dividend entitled securities.
- The reserves the company has made unavailable for distribution due to the 'acquisition of own shares' are transferred back to reserves available for distribution for an amount equal to the acquisition value of the disposed shares.

The Board of Directors is also authorized for an indefinite period of time to dispose of purchased own shares in accordance with article 622, §2, section 2, 1° of the Companies Code to the extent that the shares are disposed of on the regulated market on which they are quoted. On 31 December 2018, the Melexis Group was in the possession of 346,141 shares out of 40,400,000 shares in the registered capital of the company, or 0.86% of the total outstanding share capital. In accordance with article 622 of the Companies Code, the voting rights on these shares are suspended.

Termination of management agreements

All management agreements with the members of the Executive Management (except the CEO) provide for a severance payments equal to twelve months fixed remuneration if the management agreement is terminated due to a change of control.

Other elements

The company has not issued securities with special control rights. No agreements have been concluded between the company and its directors or employees providing for a compensation if, as a result of a take-over bid, the directors resign or are made redundant without valid reason or if the employment of the employees is terminated.

10.10 Auditor

PwC Bedrijfsrevisoren CVBA, whose registered office is situated at 1932 Sint-Stevens-Woluwe, Woluwedal 18, listed in the Register for Legal Entities of Brussels with company number 429.501.944, was appointed as statutory auditor of the company. Ms. Sofie Van Grieken, auditor and Mr Koen Vanstraelen, auditor, are appointed as the permanent representatives of the auditor.

The annual fee for this mandate amounted consolidated to EUR 163.610 in audit fees, VAT excluded and is adjusted annually according to the consumer index. In 2018 the additional legal fees amounted to EUR 12.500 VAT excluded.

**OTHER DOCUMENTS TO BE DEPOSITED IN ACCORDANCE
WITH THE COMPANIES CODE****MANAGEMENT REPORT****10.11 Compliance with the 2009 Belgian Code on Corporate Governance**

Melexis complies to a large extent to all corporate governance rules of the 2009 Belgian Code on Corporate Governance. In view of the “comply-or-explain”- principle of the Code the following overview sets out the principles of the Code that Melexis does not comply with, along with an explanation of the reasons for non-compliance.

Principle 5, Appendix C, Audit Committee, 5,2/3 - 5,2/17 - 5,2/28

The 2009 Belgian Code on Corporate Governance recommends that the Chairman of the Board should not chair the Audit Committee. The Board of Directors of Melexis opts to have its advising committees presided by its Chairman to clarify the interests of the Company and the shareholders.

11. APPROVAL ANNUAL ACCOUNTS AND DISCHARGE


Herewith the Annual Accounts for your approval which give a fair, complete and faithful representation of the activities that took place during the year ended on December 31, 2018. This report, the auditors’ report and financial statements for the year ended December 31, 2018 were at your disposal.

We suggest you to discharge the Directors and Auditors PwC Bedrijfsrevisoren CVBA, represented by Mrs Sofie Van Grieken and Mr Koen Vanstraelen, for any liability which arises from the exercise of his duties during the past year.

The Board proposes the profit to be divided as included in the accompanying financial data.

Done at Ieper on March 1, 2019

On behalf of the Board of Directors



Françoise Chombar
CEO

REPORT OF THE AUDITORS



MELEXIS NV

**Statutory auditor's report to the general
shareholders' meeting on the annual accounts for
the year ended December 31, 2018**

March 14, 2019

REPORT OF THE AUDITORS

**STATUTORY AUDITOR'S REPORT TO THE GENERAL SHAREHOLDERS' MEETING OF THE COMPANY MELEXIS NV ON THE ANNUAL ACCOUNTS FOR THE YEAR ENDED DECEMBER 31, 2018**

We present to you our statutory auditor's report in the context of our statutory audit of the annual accounts of Melexis NV (the "Company"). This report includes our report on the annual accounts, as well as the other legal and regulatory requirements. This forms part of an integrated whole and is indivisible.

We have been appointed as statutory auditor by the general meeting *d.d.* April 20, 2017, following the proposal formulated by the board of directors and following the recommendation by the audit committee. Our mandate will expire on the date of the general meeting which will deliberate on the annual accounts for the year ended December 31, 2019. We have performed the statutory audit of the annual accounts of Melexis NV for 2 consecutive years.

Report on the annual accounts***Unqualified opinion***

We have performed the statutory audit of the annual accounts of the Company, which comprise the balance sheet as at December 31, 2018, and the profit and loss account for the year then ended, and the notes to the annual accounts, characterised by a balance sheet total of EUR 713.341.789,15 and a profit and loss account showing a profit for the year of EUR 6.657.422,40.

In our opinion, the annual accounts give a true and fair view of the Company's net equity and financial position as at December 31, 2018, and of its results for the year then ended, in accordance with the financial-reporting framework applicable in Belgium.

Basis for unqualified opinion

We conducted our audit in accordance with International Standards on Auditing (ISAs) as applicable in Belgium. Furthermore, we have applied the International Standards on Auditing (ISAs) as approved by the IAASB for the years ending as from December 31, 2018, which are not yet approved at the national level. Our responsibilities under those standards are further described in the "*Statutory auditor's responsibilities for the audit of the annual accounts*" section of our report. We have fulfilled our ethical responsibilities in accordance with the ethical requirements that are relevant to our audit of the annual accounts in Belgium, including the requirements related to independence.

We have obtained from the board of directors and Company officials the explanations and information necessary for performing our audit.

We believe that the audit evidence we have obtained is sufficient and appropriate to provide a basis for our opinion.

PwC Bedrijfsrevisoren cvba - PwC Reviseurs d'Entreprises scrl - Financial Assurance Services
Maatschappelijke zetel/Siège social: Woluwe Garden, Woluwedal 18, B-1932 Sint-Stevens-Woluwe
Vestigingseenheid/Unité d'établissement: Generaal Lemanstraat 55, B-2018 Antwerpen
T: +32 (0)3 259 3011, F: +32 (0)3 259 3099, www.pwc.com
BTW/TVA BE 0429.501.944 / RPR Brussel - RPM Bruxelles / ING BE43 3101 3811 9501 - BIC BBRUBEBB /
BELFIUS BE92 0689 0408 8123 - BIC GKCC BEBB

REPORT OF THE AUDITORS

**Key audit matters**

Key audit matters are those matters that, in our professional judgment, were of most significance in our audit of the annual accounts of the current period. These matters were addressed in the context of our audit of the annual accounts as a whole, and in forming our opinion thereon, and we do not provide a separate opinion on these matters.

1) First key audit matter regarding fraud in revenue recognition

Description of the key audit matter

As is the case for many listed Companies, growth expectations in terms of revenues and period result are high which could result in pressure to meet ambitious targets: variable (executive) management reward and incentive schemes are based on achieving specific targets and, in our opinion, therefore may also place pressure to manipulate revenue recognition. The majority of the group's sales arrangements is generally straightforward, being on a point of sale basis and requiring little judgement to be exercised.

We consider this point as a key audit matter because there is a risk that management may override controls to intentionally misstate revenue transactions, either through the judgements made in estimating rebates, applying non-contractual price changes, recording fictitious revenue transactions or through intentionally increasing period-end sales to distributors, having a right of overstock return, to achieve the mentioned targets.

How our audit addressed the key audit matter

We assessed the Melexis revenue recognition policies and how they are applied, including the relevant controls, and tested controls over revenue recognition where appropriate. We discussed key contractual arrangements with management and obtained relevant documentation, including rebate arrangements. Where rebate arrangements exist, we obtained third-party confirmations or performed appropriate alternative procedures, including review of contracts and recalculation of rebates. We also performed an analysis over changes to prior period rebate estimates to challenge the assumptions made, including assessing the estimates for evidence of management bias.

As part of our overall revenue recognition testing, we used data analysis tools to test the correlation of revenue transactions to cash receipts for the complete set of sales throughout the year. We performed cut-off and sales price testing for a sample of revenue transactions around the period end date to check whether they were accurately recognised and recorded in the appropriate period.

Other audit procedures are specifically designed to address the risk of management override of controls included journal entry testing, applying particular focus to the existence and timing of revenue transactions. Having performed these procedures, we did not identify exceptions that are significant to the financial statements as a whole.

REPORT OF THE AUDITORS



2) Second key audit matter regarding tax positions

Description of the key audit matter

The global nature of Melexis operations, of which an overview can be found in section 6.9.4 of the notes to the consolidated financial statements, results in complexities in the payment of and accounting for income taxes: the group operates across 14 countries and is subject to periodic challenges by local tax authorities on a range of income tax matters during the normal course of business. Income tax legislation is open to different interpretations and the income tax treatment of some items is uncertain. Income tax audits can require several years to conclude and transfer pricing judgements may impact the group's income tax liability. Management applies judgement in assessing these income tax exposures in each jurisdiction, many of which require interpretation of local income tax laws. Given the complexities and the level of judgement involved, we consider this point as a key audit matter.

How our audit addressed the key audit matter

We obtained an understanding of the group's process for determining income tax provisions and calculating the income tax charge, and walked through management's controls over income tax reporting. The group audit team, including income tax specialists, evaluated the income tax positions taken by management, in each significant jurisdiction in the context of local income tax law, evaluated the correspondence with income tax authorities and the status of any income tax audits. We assessed the group's transfer pricing judgements, considering the way in which the group's business operate and the correspondence and agreements reached with tax authorities. We found the group's judgements in respect of the group's position on uncertain tax items and contingencies to be consistent and in line with our expectations.

3) Third key audit matter regarding claims and litigations

Description of the key audit matter

The semiconductor industry is characterized by claims alleging the infringement of patents and other intellectual property (IP) rights. The group might receive communications or claims from third parties asserting patents or other IP rights on certain technologies or processes used by the group. In the event any third party claim were to be valid, the group could be required to discontinue using certain processes or technologies or to cease the use and sale of infringing products, to pay damages and to acquire licenses to the allegedly infringed technology or develop non-infringing technologies.

We consider this point as a key audit matter, the majority of the group's sales arrangements being within the Automotive market where service level agreements are very precise and strict, the group might receive claims from third parties for supply chain break-downs and / or delays directly or indirectly caused by the group as well as for undetected quality problems since, despite rigorous and extensive testing, some defects might only be discovered after a product has been installed and used by customers.

REPORT OF THE AUDITORS

**How our audit addressed the key audit matter**

We assessed the Melexis policy for obtaining patent protections: however, there can be no certainty that patents will be issued for applications or that, if patents are issued, they will not be challenged, invalidated or circumvented, or that rights granted thereunder will provide meaningful protection or other commercial advantage to the company. We confirmed that intellectual property, legal and quality risks are discussed on a regular basis within the Audit Committee. As part of our audit procedures, we have discussed positions with the group's legal department and collected and assessed written confirmations from the group's lawyers. We found the positions taken by the group to be sustained by appropriate evidence.

Responsibilities of the board of directors for the preparation of the annual accounts

The board of directors is responsible for the preparation of annual accounts that give a true and fair view in accordance with the financial-reporting framework applicable in Belgium, and for such internal control as the board of directors determines is necessary to enable the preparation of annual accounts that are free from material misstatement, whether due to fraud or error.

In preparing the annual accounts, the board of directors is responsible for assessing the Company's ability to continue as a going concern, disclosing, as applicable, matters related to going concern and using the going concern basis of accounting unless the board of directors either intends to liquidate the Company or to cease operations, or has no realistic alternative but to do so.

Statutory auditor's responsibilities for the audit of the annual accounts

Our objectives are to obtain reasonable assurance about whether the annual accounts as a whole are free from material misstatement, whether due to fraud or error, and to issue an auditor's report that includes our opinion. Reasonable assurance is a high level of assurance, but is not a guarantee that an audit conducted in accordance with ISAs will always detect a material misstatement when it exists. Misstatements can arise from fraud or error and are considered material if, individually or in the aggregate, they could reasonably be expected to influence the economic decisions of users taken on the basis of these annual accounts.

In performing our audit, we comply with the legal, regulatory and normative framework applicable to the audit of the annual accounts in Belgium.

As part of an audit in accordance with ISAs, we exercise professional judgment and maintain professional skepticism throughout the audit. We also:

- Identify and assess the risks of material misstatement of the annual accounts, whether due to fraud or error, design and perform audit procedures responsive to those risks, and obtain audit evidence that is sufficient and appropriate to provide a basis for our opinion. The risk of not detecting a material misstatement resulting from fraud is higher than for one resulting from error, as fraud may involve collusion, forgery, intentional omissions, misrepresentations, or the override of internal control.
- Obtain an understanding of internal control relevant to the audit in order to design audit procedures that are appropriate in the circumstances, but not for the purpose of expressing an opinion on the effectiveness of the Company's internal control.
- Evaluate the appropriateness of accounting policies used and the reasonableness of accounting estimates and related disclosures made by the board of directors.

REPORT OF THE AUDITORS



- Conclude on the appropriateness of the board of directors' use of the going concern basis of accounting and, based on the audit evidence obtained, whether a material uncertainty exists related to events or conditions that may cast significant doubt on the Company's ability to continue as a going concern. If we conclude that a material uncertainty exists, we are required to draw attention in our statutory auditor's report to the related disclosures in the annual accounts or, if such disclosures are inadequate, to modify our opinion. Our conclusions are based on the audit evidence obtained up to the date of our statutory auditor's report. However, future events or conditions may cause the Company to cease to continue as a going concern.
- Evaluate the overall presentation, structure and content of the annual accounts, including the disclosures, and whether the annual accounts represent the underlying transactions and events in a manner that achieves fair presentation.

We communicate with the board of directors regarding, among other matters, the planned scope and timing of the audit and significant audit findings, including any significant deficiencies in internal control that we identify during our audit.

We also provide the board of directors with a statement that we have complied with relevant ethical requirements regarding independence, and to communicate with them all relationships and other matters that may reasonably be thought to bear on our independence, and where applicable, related safeguards.

From the matters communicated with the board of directors, we determine those matters that were of most significance in the audit of the annual accounts of the current period and are therefore the key audit matters. We describe these matters in our auditor's report unless law or regulation precludes public disclosure about the matter.

Other legal and regulatory requirements

Responsibilities of the board of directors

The board of directors is responsible for the preparation and the content of the director's report, of the documents required to be deposited by virtue of the legal and regulatory requirements as well as for the compliance with the legal and regulatory requirements regarding bookkeeping, with the Companies' Code and with the Company's articles of association.

Statutory auditor's responsibilities

In the context of our mandate and in accordance with the Belgian standard (Revised in 2018) which is complementary to the International Standards on Auditing (ISAs) as applicable in Belgium, our responsibility is to verify, in all material respects, the directors' report, certain documents required to be deposited by virtue of legal and regulatory requirements, as well as compliance with the articles of association and certain requirements of the Companies' Code and to report on these matters.

Aspects related to the directors' report

In our opinion, after having performed specific procedures in relation to the directors' report, this report is consistent with the annual accounts for the year under audit, and it is prepared in accordance with the articles 95 and 96 of the Companies' Code.

REPORT OF THE AUDITORS

In the context of our audit of the annual accounts, we are also responsible for considering, in particular based on the knowledge acquired resulting from the audit, whether the directors' report is materially misstated or contains information which is inadequately disclosed or otherwise misleading. In light of the procedures we have performed, there are no material misstatements we have to report to you.

Statement related to the social balance sheet

The social balance sheet, to be deposited in accordance with article 100, § 1, 6^o/2 of the Companies' Code, includes, both in terms of form and content, the information required by virtue of the Companies' Code and does not present any material inconsistencies with the information we have at our disposition in our engagement.

Statement related to independence

- Our registered audit firm and our network did not provide services which are incompatible with the statutory audit of the annual accounts and our registered audit firm remained independent of the Company in the course of our mandate.
- The fees for additional services which are compatible with the statutory audit of the annual accounts referred to in article 134 of the Companies' Code are correctly disclosed and itemized in the notes to the annual accounts.


REPORT OF THE AUDITORS


**Other statements**

- Without prejudice to formal aspects of minor importance, the accounting records were maintained in accordance with the legal and regulatory requirements applicable in Belgium.
- The appropriation of results proposed to the general meeting complies with the legal provisions and the provisions of the articles of association.
- There are no transactions undertaken or decisions taken in breach of the Company's articles of association or the Companies' Code that we have to report to you.
- This report is consistent with the additional report to the audit committee referred to in article 11 of the Regulation (EU) N° 537/2014.
- The board of directors have taken the decision described in the annual report, in accordance with article 523 of the Companies' Code, with the following financial consequences: Melexis NV has purchased a parcel in full ownership of Xpeqtis NV for an amount of 3.9 million EUR whereby a conflict of interest occurred regarding the patrimonial interest of one of the directors of Melexis NV in Xpeqtis NV. The amount was set based on an independent valuation report.
- An interim dividend has been distributed during the year in relation to which we have issued the attached report in accordance with legal requirements.

Hasselt, March 14, 2019

The statutory auditor
PwC Bedrijfsrevisoren cvba
Represented by


Sofie Van Grieken
Réviseur d'Entreprises / Bedrijfsrevisor


Koen Vanstraelen
Réviseur d'Entreprises / Bedrijfsrevisor

REPORT OF THE AUDITORS



MELEXIS NV

**Statutory auditor's report on the statement of
assets and liabilities in connection with the
proposed distribution of an interim dividend**

July 27, 2018

REPORT OF THE AUDITORS



To the attention of the board of Directors

**STATUTORY AUDITOR'S REPORT TO THE BOARD OF DIRECTORS OF MELEXIS NV
ON THE STATEMENT OF ASSETS AND LIABILITIES IN CONNECTION WITH THE
PROPOSED DISTRIBUTION OF AN INTERIM DIVIDEND**

Introduction

We have reviewed the accompanying statement of assets and liabilities (hereafter the "Statement") as of June 30, 2018, included in appendix of this report, based on which the Board of Directors of Melexis NV (hereafter "Company") proposes to distribute an interim dividend of EUR 52.520.000, as foreseen in Article 38 of the Articles of Association.

The board of directors is responsible for the preparation and fair presentation of this Statement of the Company as of June 30, 2018 in accordance with the financial reporting framework applicable in Belgium and the Companies' Code. Our responsibility is to express a conclusion on this Statement based on our review, in accordance with ISRE 2410 and article 618 of the Companies' Code.

Scope of Review

We conducted our review of the Statement as of June 30, 2018 in accordance with International Standard on Review Engagements 2410, "Review of Interim Financial Information Performed by the Independent Auditor of the Entity" (ISRE 2410). A review of the Statement consists of making inquiries, primarily of persons responsible for financial and accounting matters, and applying analytical and other review procedures. A review is substantially less in scope than an audit conducted in accordance with International Standards on Auditing and, consequently, does not enable us to obtain assurance that we would become aware of all material matters that might be identified in an audit. Accordingly, we do not express an audit opinion.

Conclusion

Based on our review, we are not aware of any fact that causes us to believe that the Statement does not fairly present, in all material respects, the Company's capital and financial position as of June 30, 2018, in accordance with the financial reporting framework applicable in Belgium and the Companies' Code.

*PwC Bedrijfsrevisoren cvba, burgerlijke vennootschap met handelsvorm - PwC Reviseurs d'Entreprises scrl, société civile à forme commerciale - Financial Assurance Services
Maatschappelijke zetel/Siège social: Woluwe Garden, Woluvedal 18, B-1932 Sint-Stevens-Woluwe
T: +32 (0)2 710 4211, F: +32 (0)2 710 4299, www.pwc.com
BTW/TVA BE 0429.501.944 / RPR Brussel - RPM Bruxelles / ING BE43 3101 3811 9501 - BIC BBRUBEBB / BELFIUS BE92 0689 0408 8123 - BIC GKCC BEBB*

REPORT OF THE AUDITORS



Finally, according to the Statement, the proposed distribution would not lead to a decrease in the Company's net assets, as required by Article 617 of the Companies' Code, to an amount lower than the sum of the Company's paid-up capital and those reserves that the Companies' Code or the Company's Articles of Association do not allow to be distributed.

This report is prepared solely to address the requirements as set by virtue of Article 618 of the Companies' Code, and may not be used for any other purpose.

Hasselt, July 27, 2018

The statutory auditor,

PwC Bedrijfsrevisoren BCVBA
represented by

A handwritten signature in black ink, appearing to read 'Sofie Van Grieken', written over a horizontal line.

Sofie Van Grieken
Réviseur d'Entreprises / Bedrijfsrevisor

A large, stylized handwritten signature in black ink, consisting of a large loop and a horizontal line, written over a horizontal line.

Koen Vanstraelen
Réviseur d'Entreprises / Bedrijfsrevisor

Appendix: Statement of assets and liabilities as of June 30, 2018

REPORT OF THE AUDITORS

Nr. 0435.604.729

VOL 3.1

JAARREKENING

BALANS NA WINSTVERDELING

	Teel.	Codes	Boekjaar
ACTIVA			
OPRICHTINGSKOSTEN	6.1	20	
VASTE ACTIVA		21/28	<u>706.895.038,25</u>
Immateriële vaste activa	6.2	21	497.811,99
Materiële vaste activa	6.3	22/27	48.542.368,57
Terreinen en gebouwen		22	13.707.243,35
Installaties, machines en uitrusting		23	32.869.819,35
Meubilair en rollend materieel		24	1.306.810,33
Leasing en soortgelijke rechten		25	
Overige materiële vaste activa		26	
Activa in aanbouw en vooruitbetalingen		27	658.495,54
	6.4 /		
Financiële vaste activa	6.5.1	28	657.054.855,69
Verbonden ondernemingen	6.15	280/1	657.777.803,19
Deelnemingen		280	657.777.803,19
Vorderingen		281	
Ondernemingen waarmee een deelnemingsverhouding bestaat	6.15	282/3	
Deelnemingen		282	
Vorderingen		283	
Andere financiële vaste activa		284/B	77.052,50
Aandelen		284	
Vorderingen en borgochten in contanten		285/B	77.052,50

REPORT OF THE AUDITORS

Nr. 0435.604.729

VOL 3.1

	Toel.	Codes	Boekjaar
VLOTTENDE ACTIVA		29/58	<u>4.051.263,70</u>
Vorderingen op meer dan één jaar		29	3.000,00
Handelsvorderingen		290	
Overige vorderingen		291	3.000,00
Voorraden en bestellingen in uitvoering		3	
Voorraden		30/36	
Grond- en hulpstoffen		30/31	
Goederen in bewerking		32	
Gereed product		33	
Handelsgoederen		34	
Onroerende goederen bestemd voor verkoop		35	
Vooruitbetalingen		36	
Bestellingen in uitvoering		37	
Vorderingen op ten hoogste één jaar		40/41	258.082,22
Handelsvorderingen		40	194.696,08
Overige vorderingen		41	63.386,14
Geldbeleggingen	6.5.1 / 6.6	50/53	21.376,43
Eigen aandelen		50	21.376,43
Overige beleggingen		51/53	
Liquide middelen		54/58	97.378,87
Overlopende rekeningen	6.6	490/1	3.671.426,18
TOTAAL DER ACTIVA		20/58	710.946.299,95

REPORT OF THE AUDITORS

Nr. 0435.604.729

VOL 3.2

	Toel.	Codes	Boekjaar
PASSIVA			
EIGEN VERMOGEN		10/15	<u>214.482.570,27</u>
Kapitaal	6.7.1	10	564.814,10
Geplaatst kapitaal		100	564.814,10
Niet-opgevraagd kapitaal ⁴		101	
Uitgiftepremies		11	
Herwaarderingsmeerwaarden		12	
Reserves		13	81.640,65
Wettelijke reserve		130	56.519,70
Onbeschikbare reserves		131	35.120,95
Voor eigen aandelen		1310	35.120,95
Andere		1311	
Belastingvrije reserves		132	
Beschikbare reserves		133	
Overgedragen winst (verlies) (+)/(-)		14	213.447.132,53
Kapitaalsubsidies		15	378.982,99
Voorschot aan de vennoten op de verdeling van het netto-actief ⁵		19	
VOORZIENINGEN EN UITGESTELDE BELASTINGEN ..		16	
Voorzieningen voor risico's en kosten		160/5	
Pensioenen en soortgelijke verplichtingen		160	
Fiscale lasten		161	
Grote herstellings- en onderhoudswerken		162	
Milieuverplichtingen		163	
Overige risico's en kosten	6.8	164/5	
Uitgestelde belastingen		168	

⁴ Bedrag in mindering te brengen van het geplaatst kapitaal.

⁵ Bedrag in mindering te brengen van de andere bestanddelen van het eigen vermogen.

REPORT OF THE AUDITORS

Nr. 0435.604.729

VOL 3.2

	Toel.	Codss	Boekjaar
SCHULDEN		17/49	<u>496.463.729,68</u>
Schulden op meer dan één jaar	6.9	17	
Financiële schulden		170/4	
Achtergestelde leningen		170	
Niet-achtergestelde obligatieleningen		171	
Leasingschulden en soortgelijke schulden		172	
Kredietinstellingen		173	
Overige leningen		174	
Handelsschulden		175	
Leveranciers		1750	
Te betalen wissels		1751	
Ontvangen vooruitbetalingen op bestellingen		176	
Overige schulden		179/9	
Schulden op ten hoogste één jaar	6.9	42/48	493.981.286,20
Schulden op meer dan één jaar die binnen het jaar vervallen		42	
Financiële schulden		43	
Kredietinstellingen		430/8	
Overige leningen		439	
Handelsschulden		44	2.850.551,87
Leveranciers		440/4	2.850.551,87
Te betalen wissels		441	
Ontvangen vooruitbetalingen op bestellingen		46	
Schulden met betrekking tot belastingen, bezoldigingen en sociale lasten	6.9	45	3.617.786,68
Belastingen		450/3	1.235.962,49
Bezoldigingen en sociale lasten		454/9	2.381.824,19
Overige schulden		47/48	487.512.947,65
Overlopende rekeningen	6.9	492/3	2.482.443,48
TOTAAL VAN DE PASSIVA		10/49	710.946.299,95

SOCIAL BALANCE SHEET

Number of joint industrial committee:

STATEMENT OF THE PERSONS EMPLOYED**EMPLOYEES FOR WHOM THE ENTERPRISE SUBMITTED A DIMONA DECLARATION OR WHO ARE RECORDED IN THE GENERAL PERSONNEL REGISTER****During the current period****Average number of employees**

	Codes	Total	1. Men	2. Women
Full-time	1001	240,9	162,6	78,3
Part-time	1002	19,7	1,4	18,3
Total in full-time equivalents	1003	256,3	163,2	93,1

Number of hours actually worked

	Codes	Total	1. Men	2. Women
Full-time	1011	342.221	236.137	106.084
Part-time	1012	23.960	1.184	22.776
Total	1013	366.181	237.321	128.860

Personnel costs

	Codes	Total	1. Men	2. Women
Full-time	1021	19.747.257,08	14.598.826,62	5.148.430,46
Part-time	1022	1.125.546,83	34.382,78	1.091.164,05
Total	1023	20.872.803,91	14.633.209,40	6.239.594,51

Advantages in addition to wages

	Codes	Total	1. Men	2. Women
Advantages in addition to wages	1033	220.740,14	154.753,37	65.986,77

During the preceding period

	Codes	P. Total	1P. Men	2P. Women
Average number of employees in FTE	1003	198,1	129,4	68,7
Number of hours actually worked	1013	287.496	191.322	96.174
Personnel costs	1023	15.292.922,79	10.857.975,19	4.434.947,60
Advantages in addition to wages	1033	238.328,96	164.313,32	74.015,64

	Codes	1. Full-time	2. Part-time	3. Total full-time equivalents
At the closing date of the period				
Number of employees	105	273	17	286,5
By nature of the employment contract				
Contract for an indefinite period	110	273	17	286,5
Contract for a definite period	111			
Contract for the execution of a specifically assigned work	112			
Replacement contract	113			
According to gender and study level				
Men	120	178	1	178,5
primary education	1200	6	1	6,5
secondary education	1201	63		63,0
higher non-university education	1202	48		48,0
university education	1203	61		61,0
Women	121	95	16	108,0
primary education	1210	4	2	5,6
secondary education	1211	68	8	74,4
higher non-university education	1212	10	6	15,0
university education	1213	13		13,0
By professional category				
Management staff	130			
Employees	134	183	8	189,6
Workers	132	90	9	96,9
Others	133			

HIRED TEMPORARY STAFF AND PERSONNEL PLACED AT THE ENTERPRISE'S DISPOSAL

During the period

Average number of persons employed
 Number of hours actually worked
 Costs for the enterprise

Codes	1. Hired temporary staff	2. Persons placed at the enterprise's disposal
150	55,2	
151	103.713	
152	3.517.560,00	

LIST OF PERSONNEL MOVEMENTS DURING THE PERIOD

ENTRIES

Number of employees for whom the enterprise submitted a DIMONA declaration or who have been recorded in the general personnel register during the financial year

By nature of employment contract

Contract for an indefinite period
 Contract for a definite period
 Contract for the execution of a specifically assigned work
 Replacement contract

Codes	1. Full-time	2. Part-time	3. Total full-time equivalents
205	99		99,0
210	99		99,0
211			
212			
213			

DEPARTURES

Number of employees whose contract-termination date has been entered in DIMONA declaration or in the general personnel register during the financial year

By nature of employment contract

Contract for an indefinite period
 Contract for a definite period
 Contract for the execution of a specifically assigned work
 Replacement contract

By reason of termination of contract

Retirement
 Unemployment with extra allowance from enterprise
 Dismissal
 Other reason
 Of which the number of persons who continue to render services to the enterprise at least half-time on a self-employed basis

Codes	1. Full-time	2. Part-time	3. Total full-time equivalents
305	24	1	24,8
310	24	1	24,8
311			
312			
313			
340			
341			
342	4		4,0
343	20	1	20,8
350			

INFORMATION ON TRAINING PROVIDED TO EMPLOYEES DURING THE PERIOD

	Codes	Men	Codes	Women
Total of initiatives of formal professional training at the expense of the employer				
Number of employees involved	5801	5	5811	6
Number of actual training hours	5802	742	5812	813
Net costs for the enterprise	5803	21.032,23	5813	19.818,18
of which gross costs directly linked to training	58031	17.256,02	58131	18.118,33
of which fees paid and payments to collective funds	58032	3.776,21	58132	1.699,85
of which grants and other financial advantages received (to deduct)...	58033		58133	
Total of initiatives of less formal or informal professional training at the expense of the employer				
Number of employees involved	5821		5831	
Number of actual training hours	5822		5832	
Net costs for the enterprise	5823		5833	
Total of initiatives of initial professional training at the expense of the employer				
Number of employees involved	5841		5851	
Number of actual training hours	5842		5852	
Net costs for the enterprise	5843		5853	

